

Welcome to the Applied Project Track!

Virtual Care Innovation Network

A community health collaboration founded by  KAISER PERMANENTE.

March 2, 2021

While you're waiting, please rename yourself:



1

Click the Participants icon at the bottom of your screen



2

Hover over your name & click Rename



3

Change your name to [full name- organization name]



Agenda



Introductions & Ice Breaker



Applied Project Track Orientation



Next Steps

A photograph of a middle-aged Black man with glasses, wearing a white button-down shirt, smiling as he looks at a tablet computer. The image has a light blue overlay. A dark blue banner is positioned at the bottom left, containing the text 'Introductions & Ice Breaker' in white.

Introductions & Ice Breaker

Ice Breaker

- Spend 8 minutes meeting 3 other members of the Applied Project Track
- Each person should spend about 2 minutes sharing



Share the following with your peers:

- 1 Your Name
- 2 Organization & Location
- 3 Role
- 4 What stood out to you from Kaiser Permanente's presentation?
What are you excited to learn from Kaiser in future sessions?



Please share in the chat box:

*What are you excited to learn from
Kaiser Permanente in future sessions?*

A man with glasses and a light blue shirt is smiling while looking at a tablet. The image has a light blue overlay. A dark blue banner is at the bottom with white text.

Applied Project Track Orientation

Objective for Applied Project Track

1. Each team will improve virtual care delivery for a specific population that faces barriers to accessing care by leverage creative problem-solving tools
2. Collectively identify best practices that improve virtual care delivery for specific populations that can be leveraged by other organizations across the nation.




Project Lifecycle



March & April '21

1. Define


Define the problem you will solve over the next 15 months.



May & June '21

2. Discover


Uncover the current state. Learn from those that experience your processes.



July & August '21

3. Prioritize & Design

Select and create tests of change that may improve your processes.



September – February '22

4. Test & Refine

Test your improvement ideas and measure their impact.



March – May '22






5. Implement & Spread

Hardwire and spread successful tests.



KAISER
PERMANENTE®

Webinar Structure to Achieve Objective

| Types of Webinars | Description | Approximate Frequency |
|--|---|---|
|  Content Webinars | <ul style="list-style-type: none">- Provide training on tools and methods that will be used to advance your project- Leverage both Quality Improvement & Human Centered Design tools and methods | Every 4-6 weeks between April and September |
|  Share and Learn | <ul style="list-style-type: none">- Opportunity to share your learnings with your peers and hear about their work to inform your own. | Every 4 weeks between October and March |
|  Experts from the Field | <ul style="list-style-type: none">- Hear from Kaiser Permanente and other industry leaders to help inspire your virtual care tests | Approximately every 3 months |
|  Booster Webinars | <ul style="list-style-type: none">- Opportunity to receive additional support and deep diving specific topics | Based on Participants Needs |
|  Small Group Coaching | <ul style="list-style-type: none">- Meet with a coach and 4-5 other organizations focused on a similar population to discuss progress on your project.- Ask questions of your coach and peers to support you in advancing your work. | Monthly (April - September) |



Next Steps

Save the Dates!

Booster Webinar #1:

Evaluation Process
Overview

Thursday, March 25th
12:00 – 1:00pm PST

Assignment #1

**Complete on the Club*

Due Friday, April 9th
By 3:00pm PST

Content Webinar #1:

Defining Your Problem

Tuesday, April 13th
12:00 – 1:30pm PST

Content Webinar #2:

Understanding the
Current State

Tuesday, May 11th
12:00 – 1:30pm PST

What's the Club?

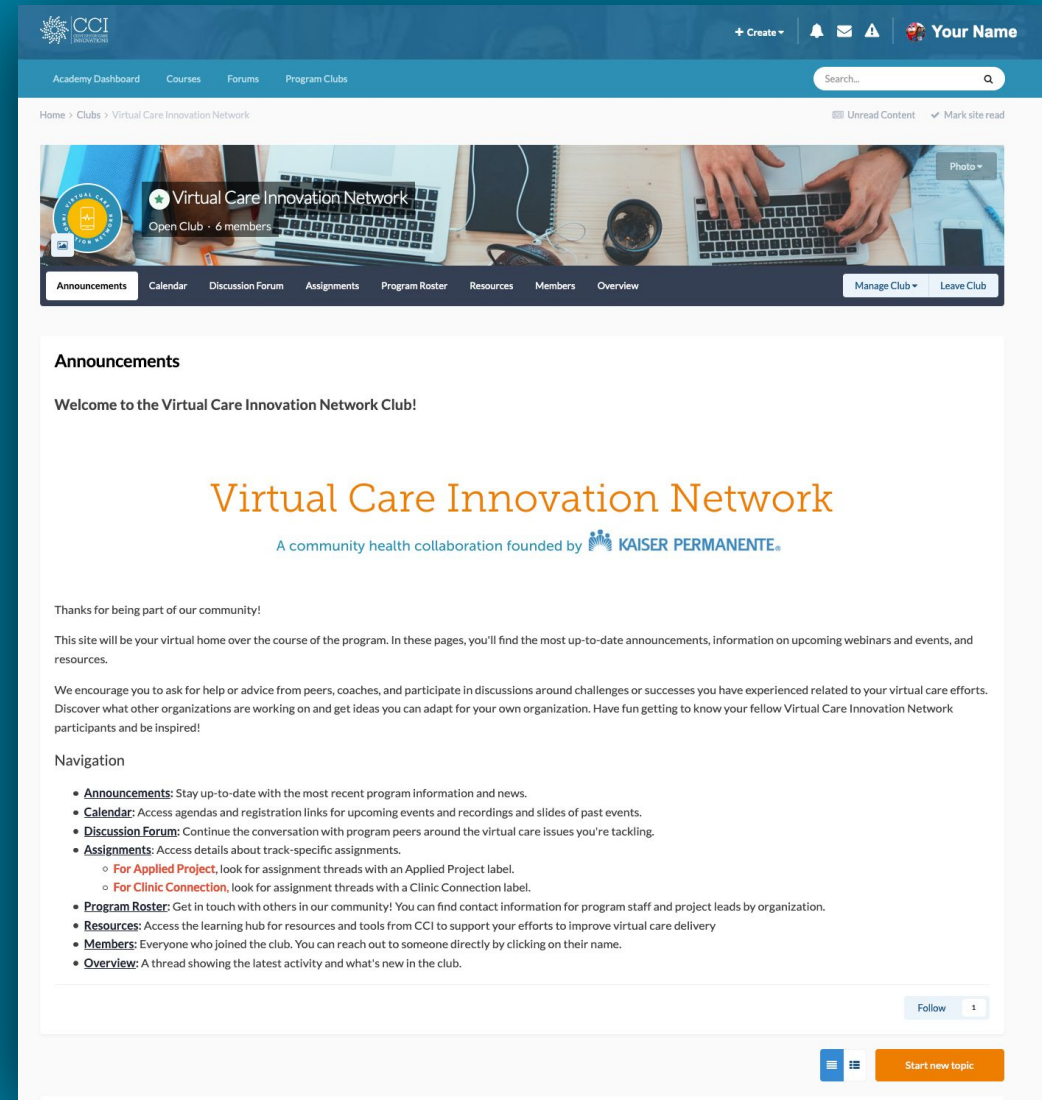
- Assignment #1 -

Due Friday, April 9th
By 3:00pm PST

Virtual Care Innovation Network Club

Join the Club on CCI Academy!

- Find the most up-to-date announcements, information on upcoming webinars and events, and resources
- Ask for help or advice from peers, coaches and participate in discussions related to virtual care
- Generate ideas by learning what others are doing




The screenshot shows the user interface of the Virtual Care Innovation Network Club on the CCI Academy platform. At the top, there is a navigation bar with the CCI Academy logo, a search bar, and user profile options. Below this is a sub-navigation bar with links for Academy Dashboard, Courses, Forums, and Program Clubs. The main content area features a header for the club, including a banner image of a person working on a laptop, the club name "Virtual Care Innovation Network", and a note that it is an "Open Club" with "6 members". A secondary navigation bar lists various club features: Announcements, Calendar, Discussion Forum, Assignments, Program Roster, Resources, Members, and Overview. The main text area begins with a welcome message and a large heading "Virtual Care Innovation Network" followed by the text "A community health collaboration founded by KAISER PERMANENTE." Below this, there is a "Navigation" section with a list of links and descriptions for each club feature: Announcements, Calendar, Discussion Forum, Assignments, Program Roster, Resources, Members, and Overview. At the bottom right, there is a "Follow" button and a "Start new topic" button.


Virtual Care Innovation Network Club

How to join the club

The screenshot shows the CCI Academy Club Directory. At the top, there is a navigation bar with 'Academy Dashboard', 'Courses', 'Forums', and 'Program Clubs'. Below this, the 'Club Directory' section is visible. A grey bar highlights 'Our Featured Clubs'. The featured club is the 'Virtual Care Innovation Network', which is an 'Open Club' with 6 members. The club description reads: 'Welcome to the Virtual Care Innovation Network (VCIN)! For the VCIN community - use this club as a support center where you can ask for help...'. Below the description, there are several profile icons, including one with the letter 'J'. A prominent blue 'Join Club' button is located at the bottom of the club card. An orange arrow points from the 'Join Club' button in the text box to the button on the club card.

- In the Club Directory, find the *Virtual Care Innovation Network*
- Click the blue button, **Join Club**

 In a follow-up email, you'll receive the link with quick instructions to log in to your account.

 Joining the VCIN Club will ensure that you'll have access to all attachments, links and more!

Assignment #1

Due: Friday, April 9th by 3:00pm PST



Join the Virtual Care Innovation Network Club



Update your Club profile



Complete the first slide of your storyboard (additional information will be posted on the VCIN Club)



Schedule your reoccurring team meetings



CCI
CENTER FOR CARE
INNOVATIONS

Thank you!

For questions, contact:



Bijal Shah

(she/her/hers)

Program Manager

bijal@careinnovations.org



Wes Gabrillo

(he/him/his)

Program Coordinator
Applied Project Track

weslei@careinnovations.org