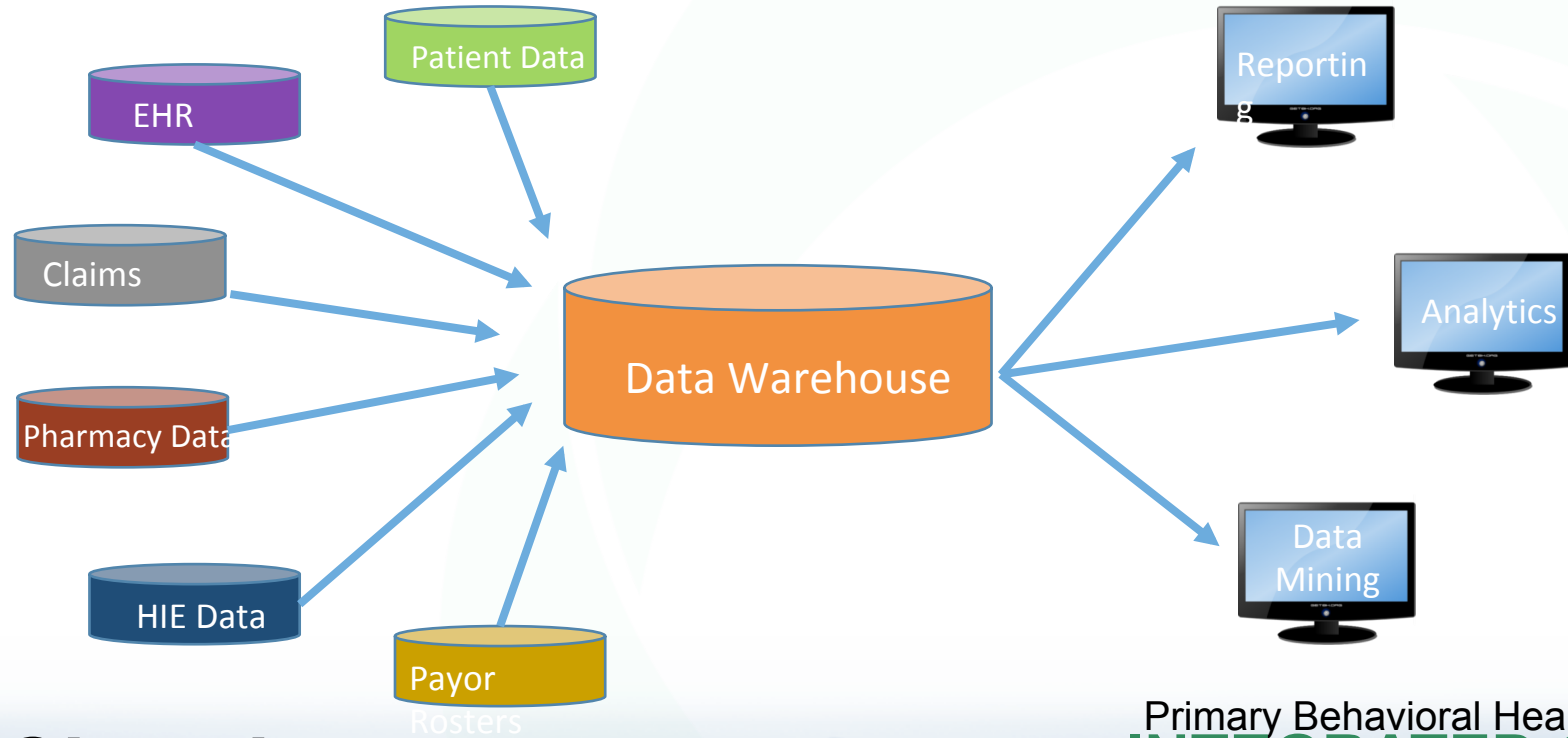


Using the Data

CHS Data Warehouse



CHS Data Warehouse

Provides interactive on-demand reporting

- Quality metrics
- Meaningful Use
- UDS
- Central Business Office (Financial)
- Outreach reports for non-compliant patients
- Executive summary dashboard reports
- Population Management and Care Coordination

Population Management

- CHS Outreach application is utilized by our centralized care coordination team to identify gaps in care/non-compliant patients.

Population Mgmt./Care Coordination

Category: Patient Non-Compliant Lists - CH: ▼

MRN:

First Name:

Last Name:

Location: New Tazewell ▼

Provider: - All Providers - ▼

Status: Display All ▼

Measure: AWC ▼

Due Date: - All Records - ▼

Clear

Search

Last Rev Date	Status	MRN	Member ID	Name	DOB	Phone	Category Desc	Measure	Measure Details	Last Date	Due Date
02/01/2016							Non-Compliant Lists - CHS	AWC			01/01/2016

Population Mgmt./Care Coordination

Last PC Appointment: - Pearman DO, Suzanne Michele at New Tazewell

Next PC Appointment: N/A

Last BH Appointment: - KARNS PHD, BRENDA M at New Tazewell

Next BH Appointment: - KARNS PHD, BRENDA M at New Tazewell

Measure Related Information: No measure related information found for selected patient.

Care Coordination Notes:

Date	Problem	Intervention	Status
12/28/2015	pt on Amerigroup gap in care for needing WCC	pt called & rescheduled WCC for 1-21-16	Continued
11/23/2015	pt on Amerigroup gap in care for needing WCC	pt has been scheduled for WCC on 12-28-15	New
02/01/2016	pt on Amerigroup gap in care list for WCC	pt seen in office today for WCC	Complete

[New Note](#) [View All\(3\)](#)

Problem:

Intervention:

☐ Completed

Cancel

Submit

Population Management & Care Coordination

- Daily automated non-compliant patient reports emailed to practice administrators, CHCs and BHCs

CHS Real-Time Interactive

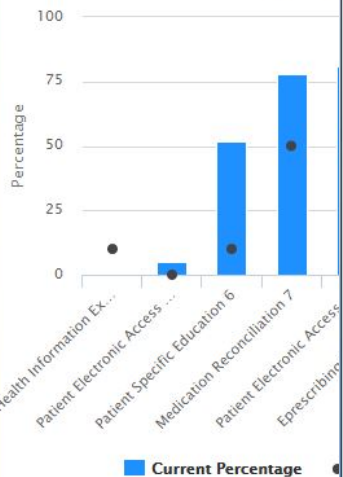
Meaningful Use

All Locations

All Measures

All Locations - A

All Measur



UDS - YTD

All Locations

All Providers

ALL MEASURES

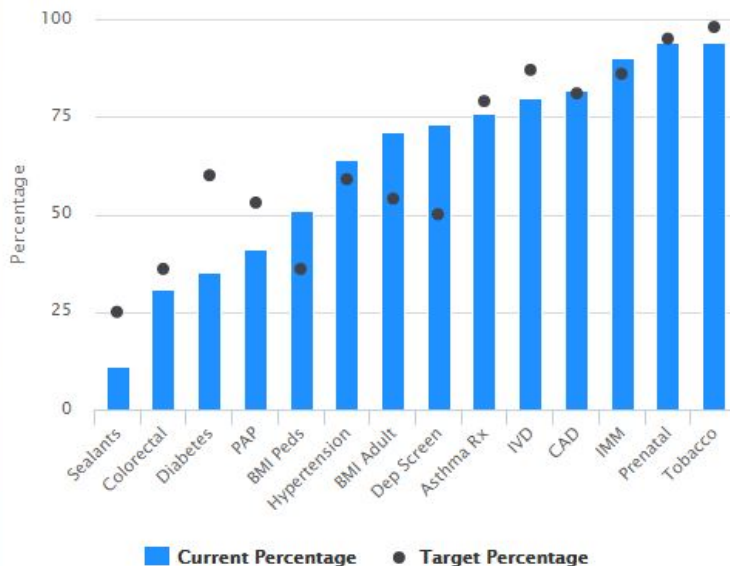
ALL MEASURES

Back

Reset Chart

All Locations - All Providers

ALL MEASURES



Description	Den	Num
Sealants	9	1
Colorectal	9469	2988
Diabetes	3037	1091
PAP	8717	3608
BMI Peds	7416	3837
Hypertension	6862	4458
BMI Adult	22721	16290
Dep Screen	11864	8769
Asthma Rx	415	316
IVD	1357	1088
CAD	977	809
IMM	311	283
Prenatal	272	256
Tobacco	19608	18605

Description	Den	Num
FUH	9	2
AWC	702	409
MMA	16	6
AMM	142	72
W34	349	268
ADD	3	1
CBP	349	241
CDC NEPH	201	179
CDC HbA1C	201	187
URI	37	1

Behavioral Health

INTEGRATED CARE

Training Academy

CHS Real-Time Interactive Dashboard

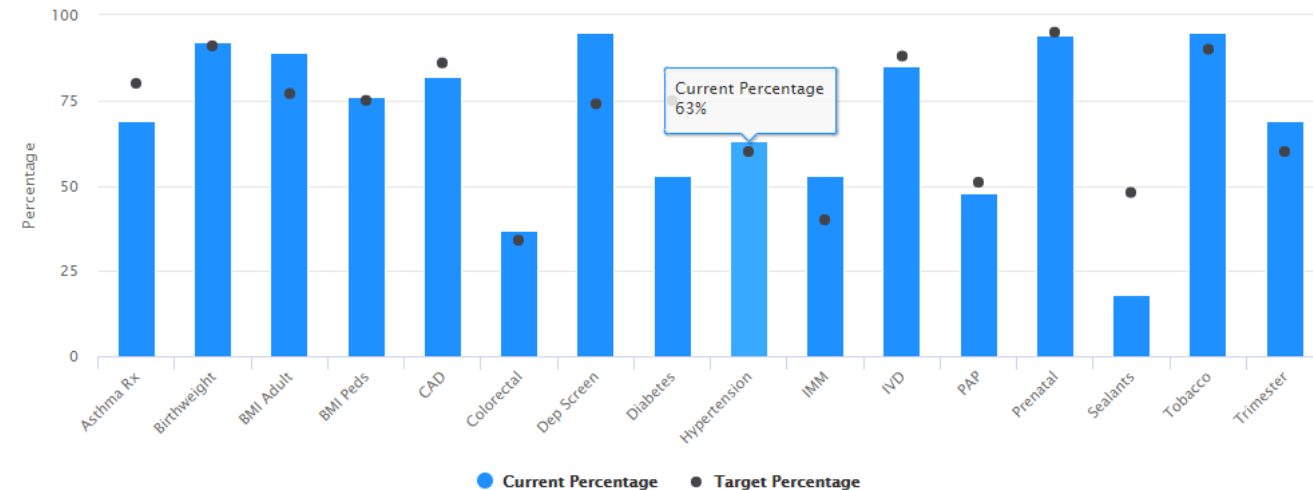
UDS - YTD



All Locations ▼ All Providers ▼
 ALL MEASURES ▼ FQHC ▼ [Back](#) [Reset Chart](#)

All Locations - All Providers

ALL MEASURES














Description	Den	Num	Percent
Asthma Rx	499	349	70%
Birthweight	67	62	93%
BMI Adult	19229	17122	89%
BMI Peds	5947	4534	76%
CAD	654	542	83%
Colorectal	9122	3442	38%
Dep Screen	8178	7846	96%
Diabetes	3206	1720	54%
Hypertension	10158	6402	63%
IMM	590	317	54%
IVD	1044	895	86%
PAP	7827	3830	49%
Prenatal	287	271	94%
Sealants	16	3	19%
Tobacco	18011	17205	96%
Trimester	315	218	69%

CHS Real-Time Interactive Dashboard

UDS - YTD

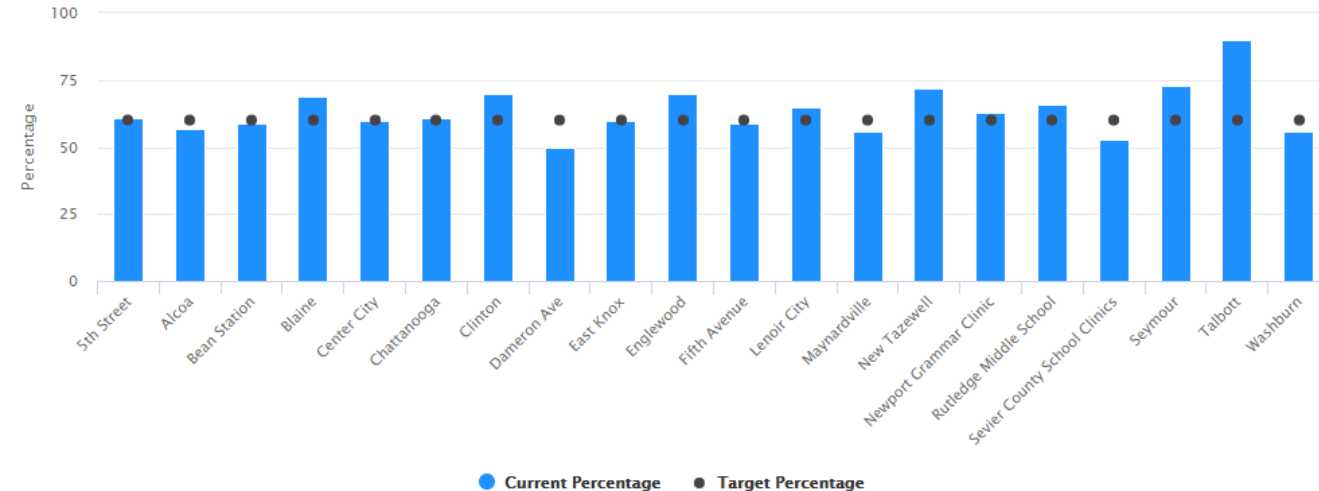


All Locations ▾ All Providers ▾
HYPERTENSION ▾ FQHC ▾                             

Back Reset Chart

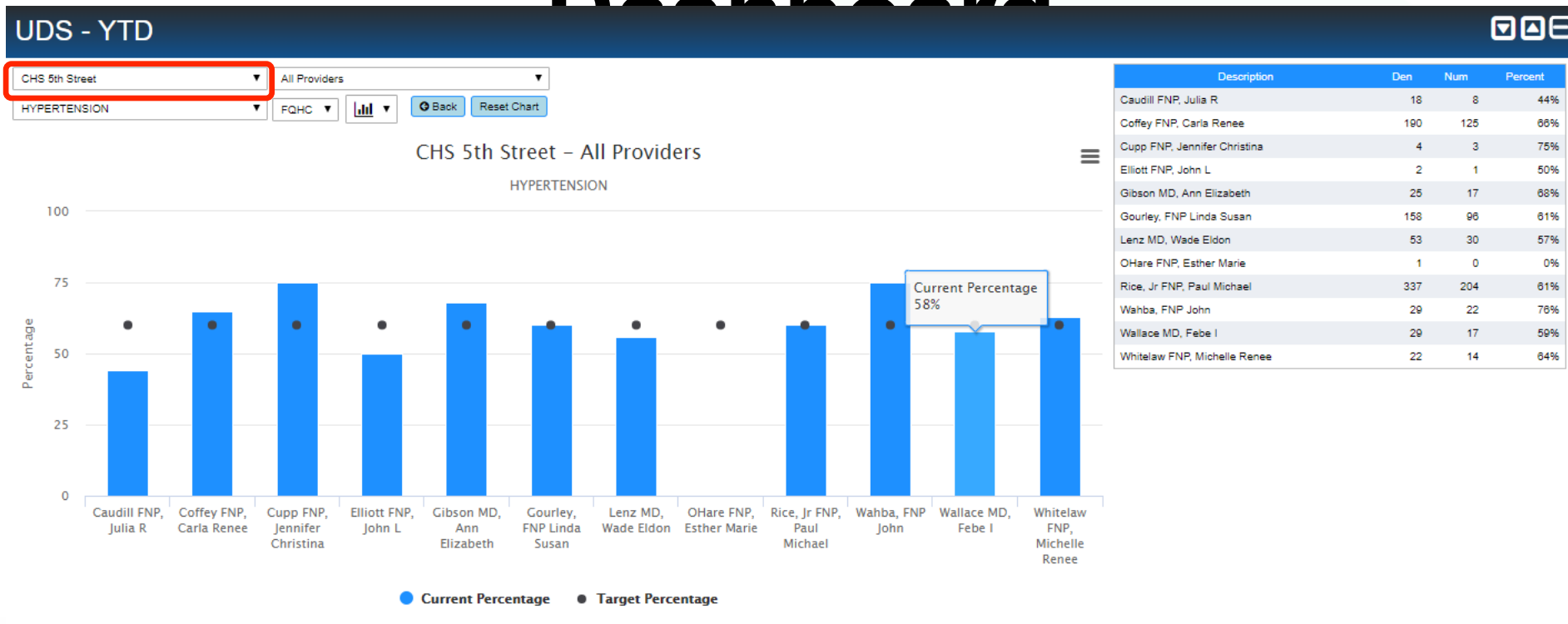
All Locations - All Providers

HYPERTENSION



Description	Den	Num	Percent
5th Street	888	537	60%
Alcoa	588	326	57%
Bean Station	698	417	60%
Blaine	617	427	69%
Center City	1927	1175	61%
Chattanooga	594	368	62%
Clinton	313	221	71%
Dameron Ave	2	1	50%
East Knox	391	235	60%
Englewood	326	230	71%
Fifth Avenue	556	331	60%
Lenoir City	663	437	66%
Maynardville	990	561	57%
New Tazewell	449	325	72%
Newport Grammar Clinic	38	24	63%
Rutledge Middle School	3	2	67%
Sevier County School Clinics	39	21	54%
Seymour	805	588	73%
Talbott	11	10	91%
Washburn	291	164	56%

CHS Real-Time Interactive Dashboard



Description	Den	Num	Percent
Caudill FNP, Julia R	18	8	44%
Coffey FNP, Carla Renee	190	125	66%
Cupp FNP, Jennifer Christina	4	3	75%
Elliott FNP, John L	2	1	50%
Gibson MD, Ann Elizabeth	25	17	68%
Gourley, FNP Linda Susan	158	96	61%
Lenz MD, Wade Eldon	53	30	57%
OHare FNP, Esther Marie	1	0	0%
Rice, Jr FNP, Paul Michael	337	204	61%
Wahba, FNP John	29	22	76%
Wallace MD, Febe I	29	17	59%
Whitelaw FNP, Michelle Renee	22	14	64%

CHS Real-Time Interactive Dashboard

UDS

Reporting Year: 2016 | UDS Measure: Hypertension | Provider: WALLACE MD, FEBE I

Export

Row Count: 50

MRN	Patient Name	DOB	Measure	Measure Details	Next Appt	Appt Type
			Hypertension	Most recent blood pressure reading out of a range - 143/83		
			Hypertension	Most recent blood pressure reading out of a range - 148/106		
			Hypertension	Most recent blood pressure reading out of a range - 155/86		PC Planned Est 15m
			Hypertension	Most recent blood pressure reading out of a range - 154/93		

Warden MD, Angela

Overview

AMG Detail

THL Detail

UDS Detail

Export Report

🗑 Clear Selection

Amerigroup

1/3 Compliant

Meaningful Use

11/11 Compliant

TN Health Link

5/9 Compliant

UDS

5/8 Compliant

Group	Description	Target %	Warden MD, Angela Compliant%	CHS Talbott Compliant%	CHS Average	Denominator	Numerator
AMG	Children Prescribed ADHC Meds	35%	100.00%	100.00%	45.45%	1	1
AMG	Adolescent Well Child Check (Ages 12-21)	47%	15.58%	18.00%	30.06%	77	12
AMG	Well Child Check (Ages 3-6)	70%	50.00%	43.00%	50.07%	38	19
Meaningful Use	CPOE Labs 3 (Medicaid)	30%	79.18%	79.00%	95.73%	711	563
Meaningful Use	CPOE Medications 3 (Medicaid)	60%	100.00%	100.00%	99.83%	463	463
Meaningful Use	CPOE Radiology 3 (Medicaid)	30%	100.00%	100.00%	97.78%	26	26
Meaningful Use	Eprescribing Exclude Narcotic	50%	98.14%	96.00%	94.07%	429	421
Meaningful Use	Eprescribing Include Narcotic	50%	98.13%	96.00%	92.35%	480	471
Meaningful Use	Health Information Exchange (Summary of Care)	10%	15.09%	18.00%	13.33%	53	8
Meaningful Use	Medication Reconciliation	50%	95.56%	93.00%	83.72%	45	43
Meaningful Use	Patient Electronic Access Part 1 Timely Access	50%	98.53%	88.00%	84.71%	614	605
Meaningful Use	Patient Electronic Access Part 2 VDT	0%	11.89%	9.00%	6.61%	614	73
Meaningful Use	Patient Specific Education	10%	82.57%	83.00%	82.64%	614	507
Meaningful Use	Secure Electronic Messaging	0%	7.49%	8.00%	8.68%	614	46
TN Health Link	Adolescent Well Child Check (Ages 12-21)	45%	23.00%	17.00%	38.00%	168	39
TN Health Link	Adult BMI Assessment	60%	75.00%	76.00%	74.00%	16	12
TN Health Link	Antidepressant Medication Mgt. - Acute Phase	55%	100.00%	88.00%	78.00%	2	2
TN Health Link	Antidepressant Medication Mgt. - Continuous Phase	40%	100.00%	88.00%	60.00%	2	2
TN Health Link	Antipsychotics in Children	99%	100.00%	100.00%	100.00%	26	26
TN Health Link	Well Care - BMI Percentile	30%	47.00%	48.00%	38.00%	152	72
TN Health Link	Well Care - Nutrition Counseling	30%	24.00%	24.00%	11.00%	152	36
TN Health Link	Well Care - Physical Activity Counsel	30%	21.00%	22.00%	9.00%	152	32
TN Health Link	Well Child Check (Ages 7-11)	55%	22.00%	23.00%	9.00%	54	12
UDS	Adult Weight Screening	77%	100.00%	94.30%	83.37%	20	20
UDS	Asthma Pharmacologic Therapy	80%	69.23%	69.44%	71.05%	13	9
UDS	Cervical Cancer Screening	51%	100.00%	80.92%	46.50%	1	1
UDS	Childhood Immunization	40%	73.47%	75.76%	38.63%	49	36
UDS	Patients Screened for Depression and Follow-Up	74%	100.00%	98.29%	79.23%	64	64
UDS	Table 7 - Hypertension	60%	50.00%	90.91%	62.16%	2	1
UDS	Tobacco Use Screening and Cessation	90%	100.00%	93.49%	90.76%	7	7
UDS	Weight Assessment/Counseling for Children	75%	63.17%	71.60%	77.08%	391	247

Provider
Interactive
Dashboard

Behavioral Health
ADVANCED CARE
Training Academy

CHS Web Reporter

Web Reporter 2.0 - Cherokee Health Systems

https://webreporter.cherokeehealth.com:8443/index.aspx

Apps Web Reporter 2.0 - Cherokee Health Systems Enjoy The Benefits of Cisco Email Security Network Security and ADP CHS Outreach App Login | NextGen

Amerigroup Non-Compliant Listings - Select a Report -

Please select a report from the options above.

- Select a Report -
- ADD - Follow-up for Child ADHD Medication
- Amerigroup Non-Compliant Exclusions
- AMG Official Consolidated with Notes
- AMG Official Today's Appointments
- AMM - Anti-Depressant Medication Management
- AWC - Adolescent Well Child
- CBP - Controlling Blood Pressure
- CDC - A1C Testing
- CDC - Nephrology
- Consolidated - Today's Appointment
- Consolidated - Today's Appts w/ Notes
- Consolidated with Notes
- FUH - Follow-up After Hospitalization
- MMA - Asthma Medication Management
- Outreach Note Detail by User
- Outreach Note Summary by User
- URI - Appropriate Treatment of URI
- W34 - Well-Child Check (Age 2-5)

Amerigroup Non-Compliant Listings CBP - Controlling Blood Pressure

Filters Export Snapshot Refresh Query Guide Admin

Region Location Prov Type Provider

All Regions All Locations All All Providers