

# Welcome

Addiction Treatment Starts Here: Learning Network  
Kick-Off Webinar  
April 13, 2021

While we're waiting, please:  
*Rename yourself*



1

Click the  
Participants icon



2

Hover over your  
name & click  
Rename



3

Add your name,  
pronouns and  
organization's  
name



4

Click OK

If you connected  
to the audio  
using your  
phone

- Find your participant ID; it should be at the top of your Zoom window
- Once you find your participant ID, press: #number# (e.g., #24321#)
- The following message should briefly pop-up: "You are now using your audio for your meeting"




# Addiction Treatment Starts Here Learning Network

## Kick Off Webinar

April 13, 2021

# Housekeeping Reminders



## Mute

Please mute when not speaking. Please don't put the call on hold!



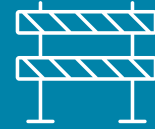
## Chat Box

Use the chat box to introduce yourself and questions




## Slides + Recording

Slides and recording will be posted to the ATSH Online Home



## Tech Issues

Private chat Briana or Meaghan for assistance



- About the ATSH Learning Network
- Getting to Know One Another
- Learning Network Overview
- Breakouts: StUD, virtual visits, and more
- Next Steps

# About the ATSH Learning Network

# Addiction Treatment Starts Here: Core Team



Meaghan Copeland  
Senior Program Coordinator  
[meaghan@careinnovations.org](mailto:meaghan@careinnovations.org)



Tammy Fisher  
Vice President  
[tammy@careinnovations.org](mailto:tammy@careinnovations.org)



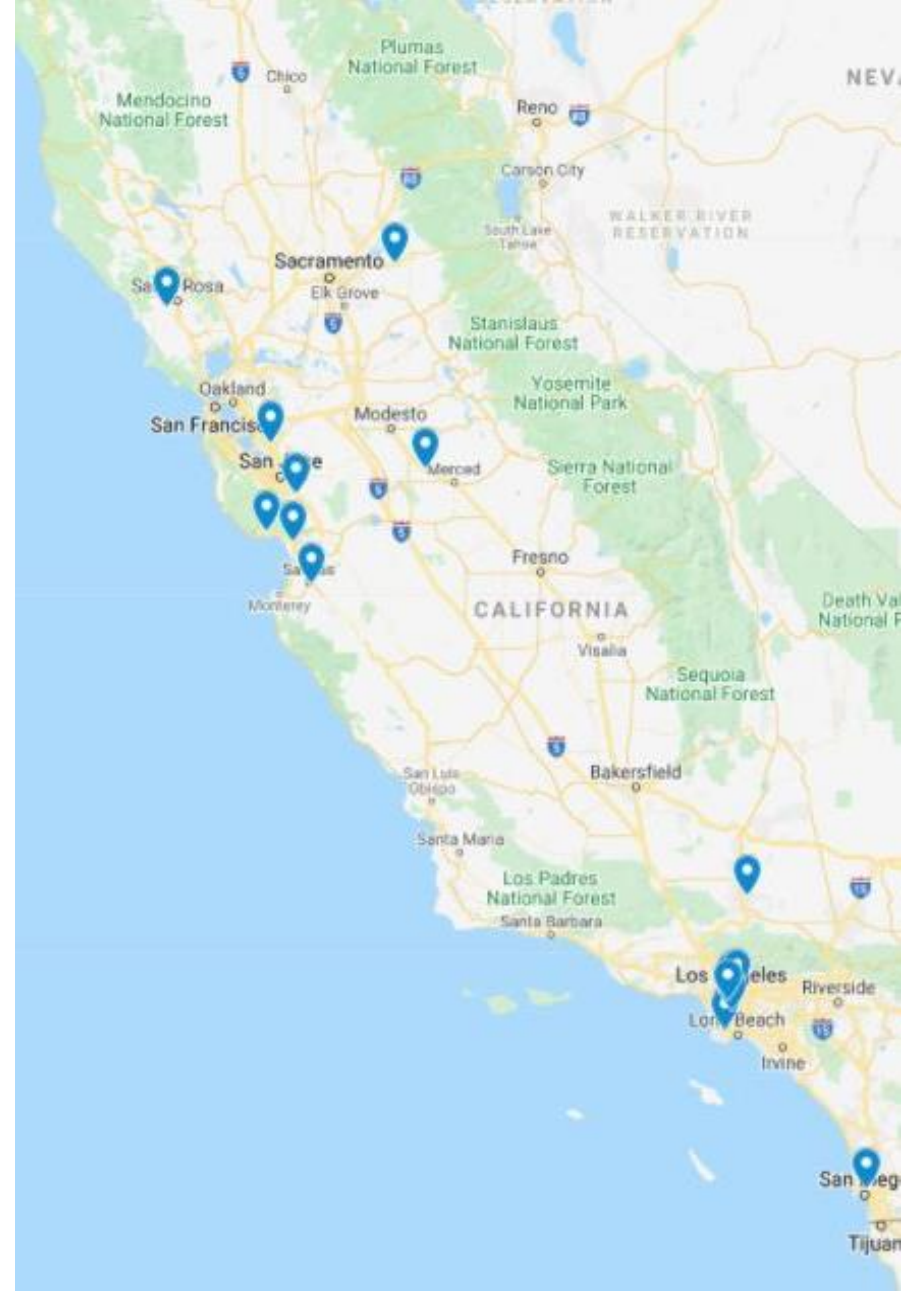
Briana Harris-Mills  
Senior Program Coordinator  
[brianna@careinnovations.org](mailto:brianna@careinnovations.org)



Brian Hurley, MD  
Addiction Physician and  
General Psychiatrist, L.A.  
County Dept. of Mental Health

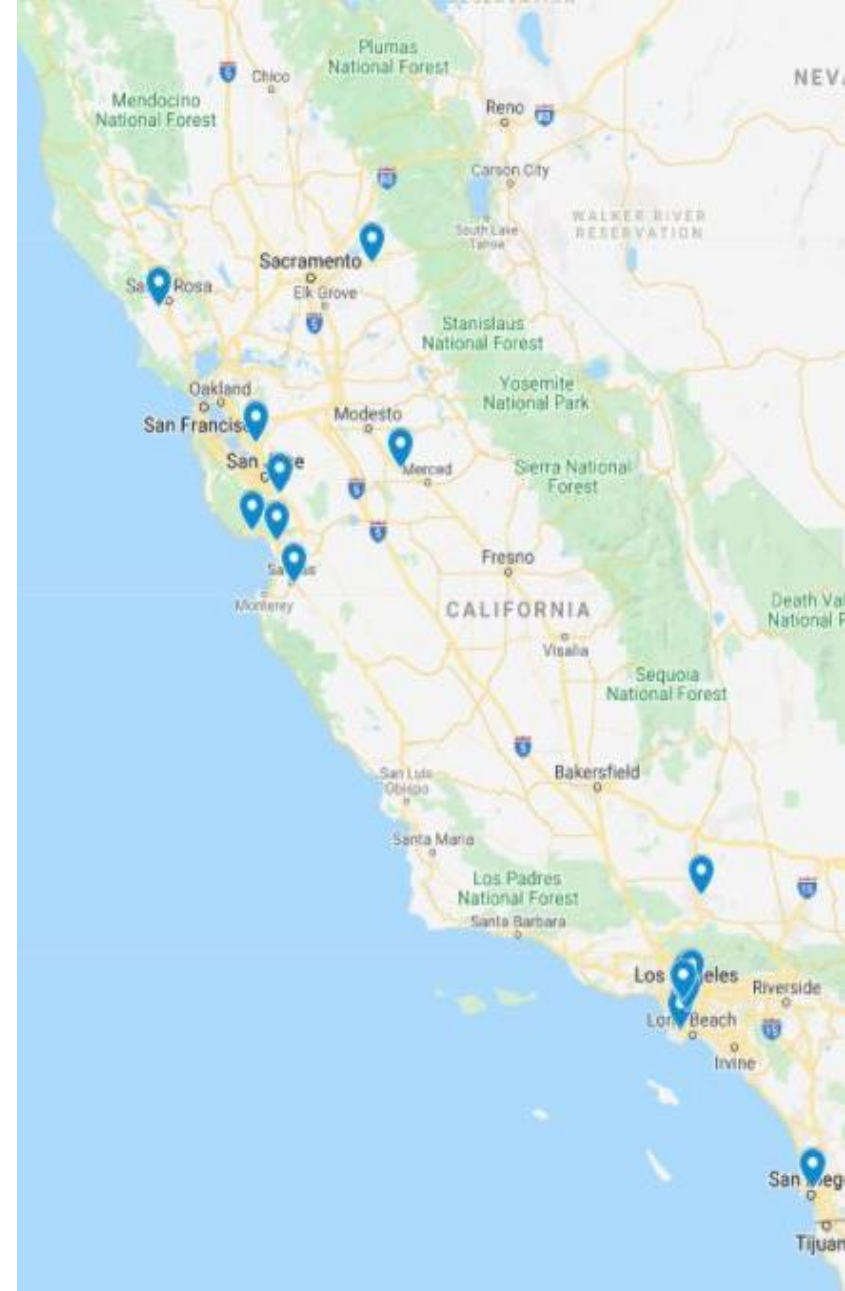
# ATSH Cohort At a Glance

- Learning Network cohort includes 16 teams, representing 12 organizations
- Teams are located across 9 different counties and include urban, suburban and rural sites
- Number of X-waivered prescribers:
  - 5 organizations have 1 – 5 clinicians
  - 5 organizations have 6 – 10 clinicians
  - 5 organizations have 11 – 24 clinicians
  - 1 organization > 100 clinicians



# ATSH Cohort At a Glance

- Other Site Characteristics
  - All Learning Network participants have at least some patients receiving MAT:
    - Six organizations have 50 or fewer MAT patients
    - Four organizations serve between 50 – 100 patients
    - Six organizations serve more than 100 patients
  - About two-thirds of organizations indicated that they have some patients receiving treatment for Stimulant Use Disorder (StUD). Five participants have limited information on this patient population.

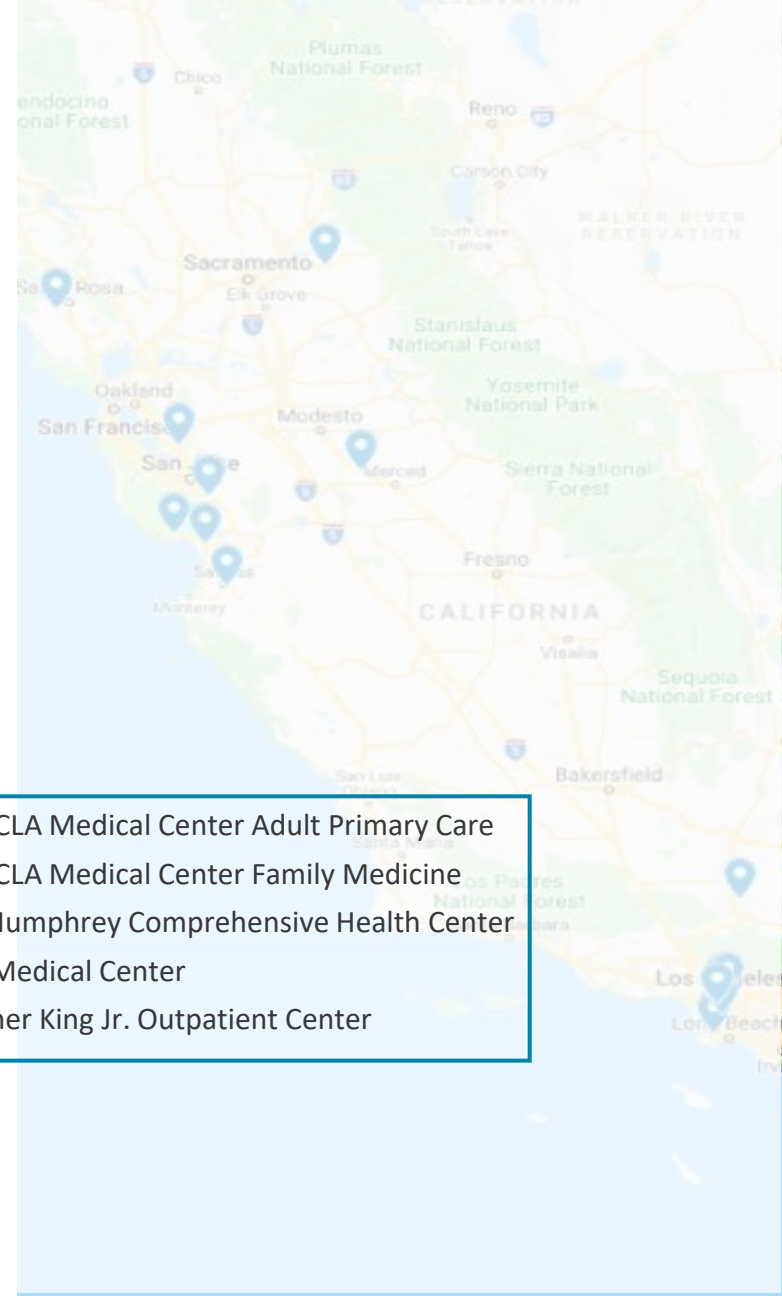




# ATSH Cohort At a Glance

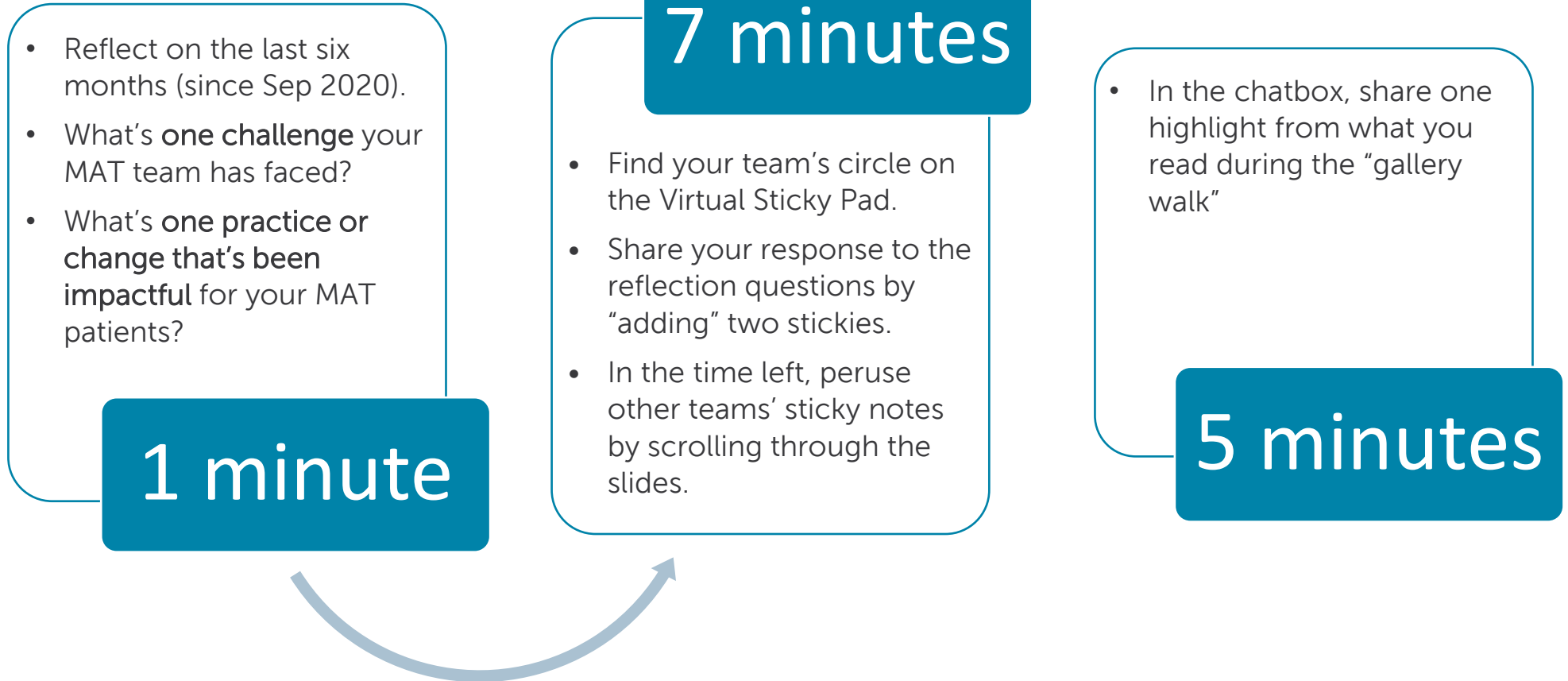
- Bartz Altadonna Community Health Center
- Bay Area Community Health
- County of Santa Cruz Health Services Agency
- El Dorado Community Health Center
- Family Health Centers of San Diego
- Livingston Community Health
- Los Angeles Christian Health Center – Joshua House Clinic
- Los Angeles Department of Health Services →
- Salud Para La Gente
- School Health Clinics of Santa Clara County
- Valley Health Associates
- West County Health Centers

- Harbor – UCLA Medical Center Adult Primary Care
- Harbor – UCLA Medical Center Family Medicine
- Hubert H. Humphrey Comprehensive Health Center
- LAC + USC Medical Center
- Martin Luther King Jr. Outpatient Center



# Getting to Know One Another

# Getting to Know One Another



# Learning Network Overview

# Learning Network Goal

Increase access to addiction treatment for opioid use disorder and stimulant use disorders, leveraging a peer group of 16 organizations, by focuses on learning, innovation and resilience

# ATSH Learning Network Components

## Quarterly Webinars



90-minute webinars every quarter, organized around peer sharing on MAT program design and innovation

## Coaching Office Hours



Office hours with ATSH coaches on a “drop-in” basis – offered either monthly or quarterly depending on demand

## In-Person Learning



One *optional* in-person learning session (offered virtually if pandemic-related restrictions are still in place)

## Site Visits



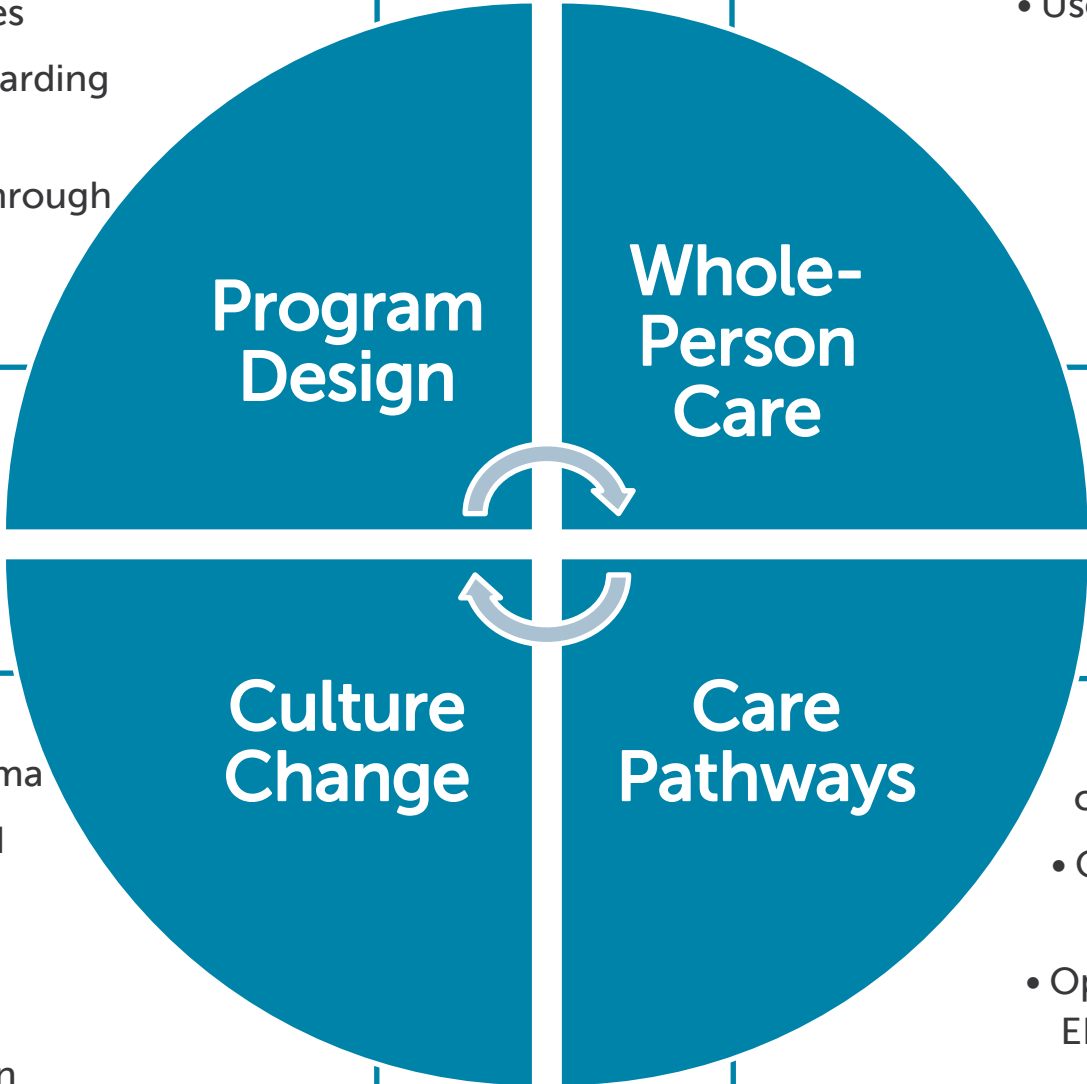
Apply to attend site visits with mature MAT programs (attendance will be limited)

## Peer Forums



Access to peer forums for nurses, prescribers, behavioral health providers, and SUD counselors

- MAT models for the future
- Refined care team roles
- Sustainable staff onboarding and orientation
- Improved patient ID through inreach/outreach



## Whole-Person Care

- Trauma-informed care
- Use of stimulants and other substances
  - Harm reduction
  - Social risk factors
- Services to youth and pregnant patients

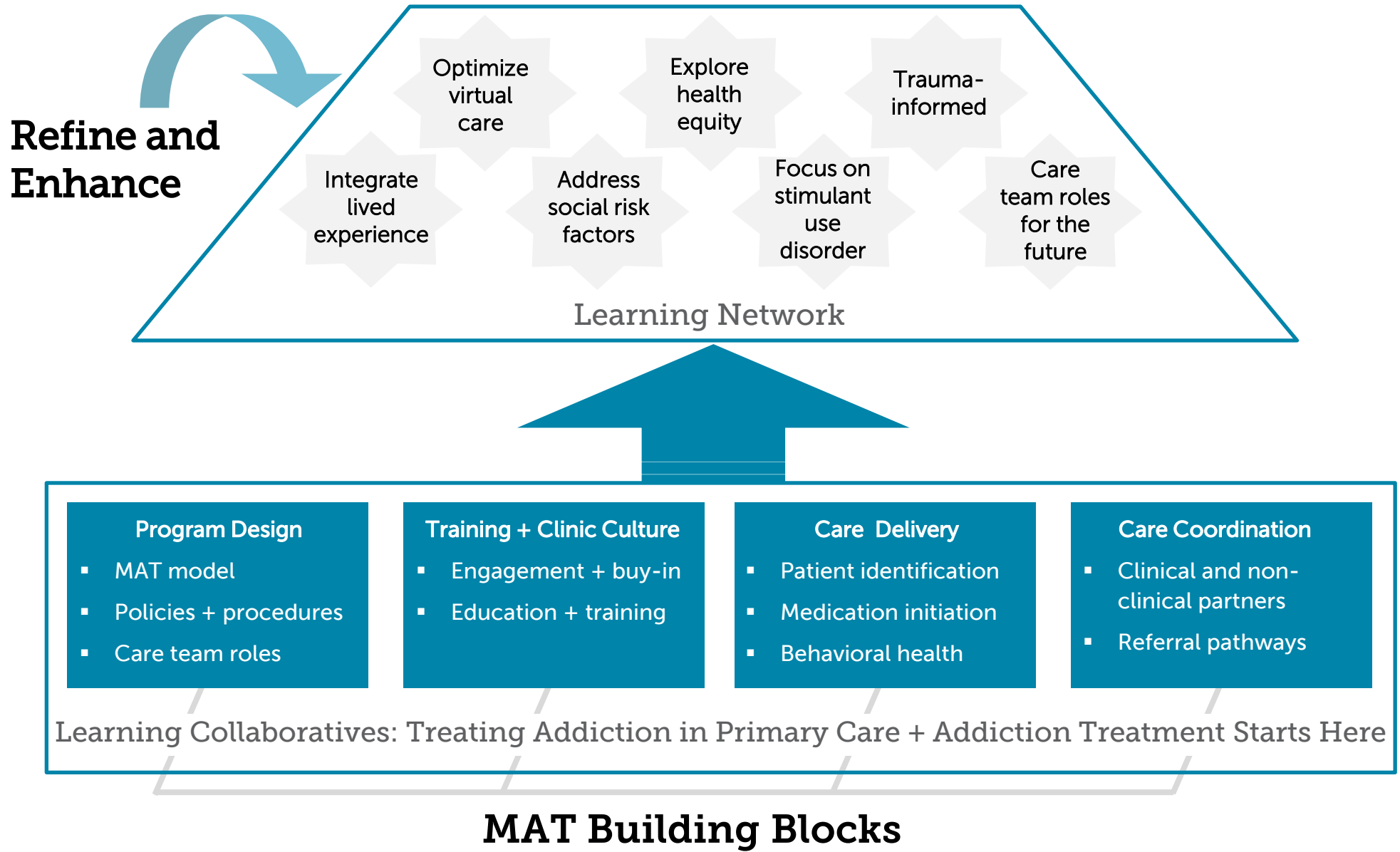
- Dig deeper into systemic bias and stigma
- Reduce disparities and improve health equity
- Care team resilience
- Integrate community perspective into design

## Culture Change

- Enhance linkages to community organizations
- Collaboration across care transition points
- Optimize partnerships with EDs, sobering centers, etc.

## Care Pathways

# How is the Learning Network Different?





# Learning Network Expectations

## Contribute

- Establish and participate as a core team of 2 – 4 individuals (should include project lead, clinical champion, and front line staff champion)
- Actively engage in Learning Network activities, including all quarterly webinars
- Commit to share best practices, challenges and lessons learned
- Submit data at baseline and endpoint on program measure set for OUD and StUD measures.

## Receive

- Free technical assistance from experts
- Support from coaches to problem solve tough challenges
- Platform to learn from peers about MAT program improvements
- Access to forums and site visits to learn more from peers and high-performing sites
- Centralized communications and resources



# Measurement Strategy

## Changes

### Program Measure Set

- Collecting data at baseline and endpoint only, rather than quarterly
- Using a form instead of data portal
- Adjusted measures, including: revised OUD measures; adding measures related to stimulant use disorders

### IMAT

- Optional for teams to complete; added modules related to trauma-informed care and equity

## OUD Measures

- **Adoption:** Two sub measures, tracking prescribers (total and active)
- **Reach:** Four sub measures, tracking new and established patients receiving medications for OUD treatment
- **Retention:** Two sub measures, addressing continuation in care of new and established patients

## StUD Measures

- **Identification:** Two sub measures, tracking patients identified with stimulant use disorder (StUD) and co-occurrence with OUD
- **Treatment:** Four sub measures, tracking patients receiving treatment for StUD, including medications, contingency management, and behavioral health interventions

# Coming Up! Measurement Onboarding



Attend 1 onboarding webinar. Select one of these dates to attend:

- April 27, 12-1pm – [register here](#)
- May 4, 12-12:30pm – [register here](#)



**Who should attend?** The person(s) responsible for collecting and entering data at baseline/endpoint. We recommend that the team lead join in addition to any other data team member. **Baseline data is due on May 15, 2021.**



**What will be covered?** We will review the OUD and StUD measure set in detail and answer questions (e.g., how to pull accurate data). For those interested in the IMAT, we will introduce the two new modules and answer questions.

# Key Dates – Measurement Strategy

Date/Deadline	Submission
April 27 OR May 4, 2021	Measurement Onboarding Webinar (attend 1 only)
May 15, 2021	Baseline program measure data (period 1/1/21 – 3/31/21) <ul style="list-style-type: none"><li>• Submit here: <a href="https://www.tfaforms.com/4893812">https://www.tfaforms.com/4893812</a></li></ul> Optional: baseline IMAT <ul style="list-style-type: none"><li>• Submit here: <a href="https://www.tfaforms.com/4895412">https://www.tfaforms.com/4895412</a></li></ul>
January 14, 2022	Optional: midpoint IMAT
June 15, 2022	Optional: endpoint IMAT
July 15, 2022	Endpoint program measure data (period 4/1/22 – 6/30/22)

---

# ATSH Online Home

Academy Dashboard Courses Forums Program Clubs Search...

Home > Clubs > ATSH Learning Network Unread Content Mark site read

ATSH Learning Network  
Open Club · 11 members

Welcome ATSH Calendar Activities & To-Do's Data & Evaluation Resource Library Past Events Program Roster Members Overview Topics Manage Club

## Welcome

### Welcome to Addiction Treatment Starts Here's (ATSH) Virtual Home!

Thank you for being part of our community! This virtual home site is your one-stop shop for all things Addiction Treatment Starts Here. You can find information about upcoming activities, reporting requirements, resources and more.

#### To get started, complete these tasks!

- Be sure to **"Follow"** this page! Click the **blue button** to bottom right of this page. You will be notified via email when there's a new update.
- **Update your profile** by clicking on your name in the top right hand corner, then click Profile. Once you're on your profile, click "Edit Profile" at the top right corner and add your pronouns and organization/affiliation and then click "Save".
- Explore the ATSH Virtual Home site! For any questions, please reach out to [@Briana Harris-Mills](#)

#### Navigation

- **Welcome:** Stay up-to- date with the most recent program information and news.
- **ATSH Calendar:** Access agendas and registration links for upcoming events.
- **Activities & To-Do's:** Access information about upcoming assignments.
- **Data & Evaluation:** Access templates and reporting due dates for quarterly data, capability assessments, and progress reports.
- **Resource Library:** We've got tons of resources to help you with your MAT program. Visit this tab to view resources and tools specific to MAT & OUD.
- **Past Events:** Access the recordings and slides of past ATSH events.
- **Program Roster:** Get in touch with others in our program! You can find contact information for program staff, coaches and project leads by organization.
- **Members:** See everyone who has joined the ATSH virtual home site. You can contact someone directly by clicking on their name.

# ATSH Virtual Home on the CCI Academy

Create an account on the CCI Academy **to join the ATSH Virtual Home. If you already have an account, log in.**

Not a member yet?

[Register here!](#)



Welcome, please login:

Username or E-mail

nikki@careinnovations.org

Password

.....

Remember Me

[Log In](#)

[Forgot Password](#)

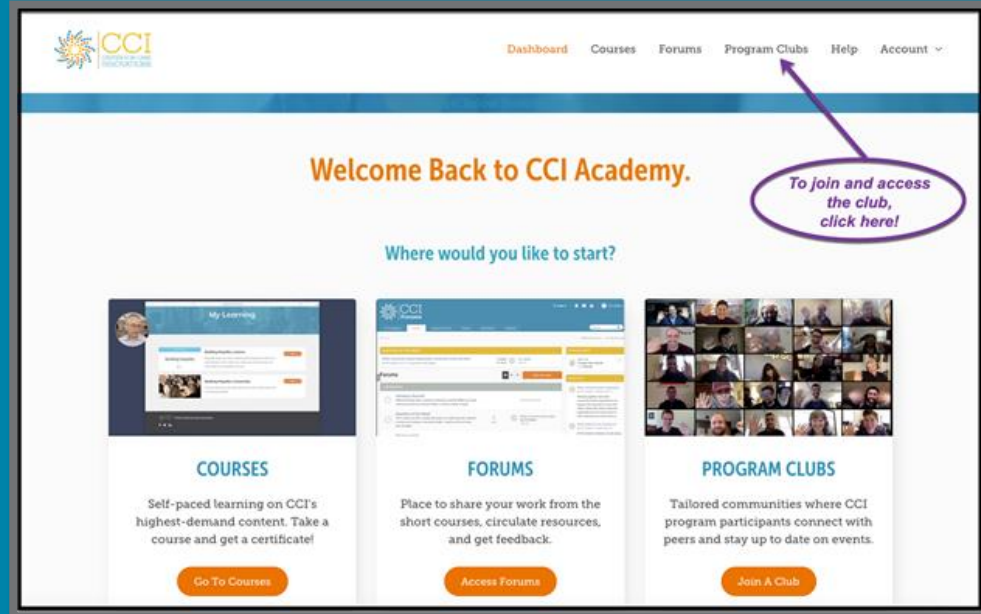
# What is the ATSH Virtual Home?

This virtual home will be your **one-stop shop for all things Addiction Treatment Starts Here.**

You will find information about upcoming activities, links to register for events, reporting requirements, MAT tools and resources and more!

# ATSH Virtual Home Next Steps

1. Once logged in, **navigate to the Program Club tab** at the top of the page.



2. Find the ATSH Learning Network Page under the Featured Clubs section and **click the blue "Join Club" button**.



3. Once you've joined the club, **bookmark the website!**

# Learning Network Topics



# Group Discussion

- How can the Learning Network help?
  - What topics and technical assistance do you want the Learning Network to cover?
  - How might the Learning Network support resilience in your MAT care team and among your staff?



# Stretch Break & Transition to Breakouts

# Breakout Options

Most participants pre-registered for one of the following:



- Treating Stimulant Use Disorders (facilitated by Brian Hurley)
- Managing Virtual Care for MAT Patients (facilitated by Dominique McDowell)
- Integrating Contingency Management into MAT (facilitated by Katie Bell)

If you didn't pre-register, we selected a breakout for you. We will send you to your (virtual) breakouts during the stretch break.

**Once we return from the breakouts, we will ask you two takeaways.** In thinking about what to share, think about how this might impact your Learning Network experience (e.g., is there a challenge that came up that you'd like the Learning Network to schedule a webinar on)?



# Stretch Break



# Breakout Regroup

- Using the chat box, share your takeaways
- We also have a few minutes if you want to share out loud so please unmute yourselves!



# Next Steps

# Next Steps

- Continue to use the list serv for questions!
- Data onboarding webinar
- Baseline data due on May 15, 2021
- First quarterly webinar will be on July 27, 2021; topic is tbd

# Poll Questions

1. On a scale of 1 – 5, please select the number that best represents your experience with today's session



- 5 - Strongly Agree
- 4 - Agree
- 3 - Neutral
- 2 - Disagree
- 1 - Strongly Disagree

2. Please select the number that best represents your response to the statement: Today's session was a valuable use of my time.



- 5 - Strongly Agree
- 4 - Agree
- 3 - Neutral
- 2 - Disagree
- 1 - Strongly Disagree

3. I can apply learnings from today's webinar to my MAT work.



- 5 - Strongly Agree
- 4 - Agree
- 3 - Neutral
- 2 - Disagree
- 1 - Strongly Disagree



# Thank you!

*For questions contact:*

**Tammy Fisher**  
Vice President  
Center for Care Innovations  
[tammy@careinnovations.org](mailto:tammy@careinnovations.org)

**Briana Harris Mills**  
Senior Program Coordinator  
Center for Care Innovations  
[briana@careinnovations.org](mailto:briana@careinnovations.org)

# Appendix: ATSH Measures

# Program Measure Set Definitions

MEASURE	DEFINITION
<b>A. Adoption - Opioid Use Disorder (OUD)</b>	
<b>A1</b> # of x-waivered prescribers	<p>Total number of physicians, nurse practitioners or physician assistants, onsite and with whom the clinic site has contracts, who have obtained a Drug Addiction Treatment Act of 2000 (DATA) waiver to treat opioid use disorder (OUD) with medications approved by the U.S. Food and Drug Administration (FDA) for this indication.</p> <p>This number must be current up to the end of the reporting period, meaning that only x-waivered prescribers working at the site in the last month of the reporting period should be counted. Prescribers on leave or that left the organization during the last month of the reporting period would not be counted. Planned, in process or pending waivers do not count for the current reporting period.</p>
<b>A2</b> # of prescribers actively prescribing buprenorphine	<p>Total number of prescribers who have prescribed buprenorphine for OUD to at least 1 patient during the reporting period. This measure does not apply to prescribers of naltrexone long-acting injection. Prescribers include those with and without an x-waiver.</p>



# Program Measure Set Definitions cont.

	MEASURE	DEFINITION
B.	Reach - Opioid Use Disorder (OUD)	
B1	# of patients prescribed buprenorphine	<p>The total number of unique patients in the clinic site with a current, active prescription for any formulation of buprenorphine. Included patients may be new, restarted or established. “Active” is defined as having a current prescription during the last 30 days of the reporting period only.</p> <p>Do not count patients who were active earlier in the reporting period, but whose prescription expired prior to the last month of the reporting period.</p> <p>The buprenorphine medication should be FDA approved for the indication of OUD only. Excluded patients are those prescribed buprenorphine for indications that do not include OUD, such as pain.</p>
B2	# of patients prescribed naltrexone long-acting injection	<p>The total number of unique patients in the clinic site who were administered naltrexone long-acting injection during the last 30 days of the reporting period only. Included patients may be new, re-started or established.</p> <p>Do not count patients who were administered the injection earlier in the reporting period, but who did not receive the injection in the final month of the reporting period. Excluded patients are those prescribed naltrexone for alcohol use disorders.</p>
B3	[Auto-calculated] Total # of patients prescribed/ administered medications for OUD	<p><b>No data is entered for this measure. The measure is automatically calculated as the sum of B1 and B2 entries for the current reporting period.</b></p> <p>This measure represents the sum of new, restarted or established patients prescribed buprenorphine and administered naltrexone long-acting injection in the final 30 days of the reporting period.</p>
B4	Total # of new or re-started patients prescribed/administered medications for OUD	<p>Of the total number of patients calculated for B3, calculate the subset of patients who were newly started on the medications or who re-started medications during the last 30 days of the reporting period.</p>

# Program Measure Set Definitions cont.

## MEASURE

## DEFINITION

### C. Retention - Opioid Use Disorder (OUD)

**C1** # of all patients prescribed medications for OUD (MOUD) 6 months prior to the reporting period who adhered continuously for 6 consecutive months

This measure is calculating the retention number and rate of all patients over a 6-month period. Tip: We recommend using a registry to track patients and make this calculation easier. Indicate when patients are newly started or re-started.

The retention number is calculated by the numerator. The numerator is the total number of patients prescribed either buprenorphine or naltrexone long-acting injection for OUD at 6 months prior to the reporting date (equal to B3 from two quarters prior to the current reporting period), **and** who have remained in care continuously (without interruption) for 6 months. “Continuous care” is defined as patient care where gaps do not exceed 28 days. Care includes starting the medication, being prescribed refills and attending scheduled visits (in-person or virtual).

The retention rate is calculated by dividing the numerator by the denominator. The denominator is all patients from 6 months prior (the same as B3 from two quarters prior to the current reporting period). The denominator is calculated automatically.

**See full measure definitions document for example calculation.**

**C2** # of new start or re-started patients prescribed MOUD 6 months prior to the reporting period who adhered continuously for 6 consecutive months

This measure calculates the retention of only new start or re-started patients over a 6-month period. This is a subset of patients calculated in Measure C1. Tip: We recommend using a registry to track patients and make this calculation easier. Indicate when patients are newly started or re-started to help with this measure’s calculation.

The retention number is calculated by the numerator. The numerator is the total number of patients started or re-started on buprenorphine or naltrexone long-acting injection for OUD at 6 months prior to the reporting date (equal to B4 from two quarters prior), **and** who have remained in care continuously and without interruption for 6 months. “Continuous” is defined as having no gaps in care of more than 28 days. Care includes starting the medication, being prescribed refills and attending clinic visits (in-person or virtual).

The retention rate is calculated by dividing the numerator by a denominator that represents all new or re-started patients from 6 months prior (the same as B4 from two quarters prior). The denominator is calculated automatically.

# Program Measure Set Definitions cont.

	MEASURE	DEFINITION
<b>D.</b>	<b>Identification - Stimulant Use Disorder (StUD)</b>	
<b>D1</b>	Total # of new patients identified as having an StUD	The total number of <u>new</u> patients at the clinic site identified within the reporting period with current ICD10 codes of one or more cocaine related disorders and/or stimulant related disorders or DSM5 diagnosis of a stimulant use disorder. A stimulant use disorder (StUD) is characterized by the disordered use of methamphetamine, cocaine, and/or other stimulants. “Current” is defined as within any of the 90 days of the reporting period. Patients with co-occurring substance use disorders (e.g., a patient with OUD and an StUD) may be counted. Guidance for identifying patients for this measure can be found in the full measurement definitions document.
<b>D2</b>	Total # of newly identified patients with an StUD who also have OUD	The total number of newly identified patients at the clinic site identified with a stimulant use disorder <u>who also</u> have a current ICD10 or DSM5 diagnosis of opioid use disorder.  Use the population of patients you identified in D1. This measure calculates how many of these patients also have co-occurring OUD.

# Program Measure Definitions cont.

	MEASURE	DEFINITION
<b>E.</b>	<b>Treatment - Stimulant Use Disorder (StUD)</b>	
<b>E1</b>	Total # of newly identified patients with an StUD who received any treatment for an StUD	The total number of newly identified patients with a stimulant use disorder at the clinic site who received any documented treatment for an StUD on any date within the current reporting period. Treatment includes medications, contingency management, individual therapy, group therapy, other behavioral health interventions, or any other treatment. Use the population of patients you identified in D1. If a patient receives more than one form of treatment or received treatment multiple times during the reporting period, the patient should be counted only once for this measure.
<b>E2</b>	# of newly identified patients with an StUD who received medications for treatment of an StUD	The total number of newly identified patients with a stimulant use disorder at the clinic site who were administered any medication for the off-label indication of an StUD within the reporting period. Use the population of patients you identified in D1. Patients may be double counted across the different forms of treatment but not counted twice if medication was administered multiple times within the reporting period.
<b>E3</b>	# of newly identified patients with an StUD who received contingency management or other incentives as treatment for an StUD	The total number of newly identified patients with a stimulant use disorder at the clinic site who received contingency management or other incentives as treatment related to their StUD on any date within the current reporting period. Use the population of patients you identified in D1. Patients may be double counted across the different forms of treatment but not counted twice if they received this intervention multiple times within the reporting period.
<b>E4</b>	# of newly identified patients at your site with an StUD who received individual therapy, group therapy, or other behavioral health interventions as treatment for an StUD	The total number of newly identified patients with a stimulant use disorder at the clinic site who received any behavioral health intervention as treatment related to their StUD. Behavioral health interventions may include individual therapy, group therapy, or other interventions. Examples of interventions include cognitive behavioral therapy, community reinforcement approach, and motivational interviewing. Use the population of patients you identified in D1. Patients may be double counted across the different forms of treatment but not counted twice if they received this intervention multiple times within the reporting period.