

Please connect your phone to your
webinar platform by dialing #(participant ID)#.



CCI

CENTER FOR CARE
INNOVATIONS

**Addiction Treatment Starts Here: Community Partnerships
Internal Presentation Feedback Session
July 30, 2020**



Agenda

 **Welcome & Context-
Setting**

 **Coalition Presentations**
Del Norte
San Diego
Santa Cruz
San Benito

 **Preparation for August 20th
Presentation Showcase**

 **Closing & Next Steps**



One Word Check In

How are you feeling today?

Today's Objectives

- Practice sharing your presentation with a virtual audience.
- Receive feedback on your communication and storytelling.
Incorporate the feedback you receive in your final presentation.
- Review logistics for the Presentation Showcase.

Today's Dry-Run Logistics

- Today's agenda follows the Presentation Showcase Agenda. Coalitions will present in the same order.
- Each coalition has 8 minutes to share their presentation and will be responsible for screensharing and managing their own slides.
- Before you begin presenting, briefly share who your target audience is for your presentation.
- A countdown timer (shown on Jaclyn's Zoom video) will help keep you on pace.
- We will have a short 5-minute break after the first 2 coalitions present.

Presentation Feedback Guidance

As an Audience Member...

- Empathize and listen to the presentation through the lens of the target audience.
- Write down your feedback in “I like, I wish, I wonder” format on the [Google Doc](#) linked in the chat box.
- Please only provide feedback on the **presentation effectiveness and communication style!**
- After each presentation, there will be a few minutes to share feedback verbally.

Feedback for RxSafe Del Norte

<p>I like...</p> <p>(Share what you enjoyed from the presentation)</p>	<ul style="list-style-type: none">• X• X• X• X• X• X• X• X• X
<p>I wish...</p> <p>(Provide concrete suggestions for improving the presentation)</p>	<ul style="list-style-type: none">• X• X• X• X• X• X• X• X• X
<p>I wonder...</p> <p>(Let the presenters know if any of their points could be tightened or clarified)</p>	<ul style="list-style-type: none">• X• X• X• X• X• X• X• X• X




As the Presenters...

- Listen to the suggestions without debate. Gather feedback on the presentation and ideas for improvement.
- After this session, you will ultimately make the decisions on what to include or change in your final presentation.

Coalition Presentations

Presentation Process

- Pin Jaclyn Lau's video.



- Introduce your coalition.
- Share who your targeted audience is for your presentation.

Prep for August 20th Presentation Showcase

Presentation Showcase Agenda

- *Showcase Set Up (Coalitions are invited to log on early and test their screen share functions between 11:30-11:50 am)*
- Welcome & Program Introductions (12:00 pm)
- Review Presentation Feedback Process
- Del Norte Presentation & Verbal Feedback
- San Diego Presentation & Verbal Feedback
- Break
- Santa Cruz Presentation & Verbal Feedback
- San Benito Presentation & Verbal Feedback
- Closing (2:00 pm)

Presentation Attendees

- We are expecting no more than 50 attendees including coalition members, program faculty, community stakeholders and CCI guests.
- We have invited representatives from the Public Health Institute, Third Sector, etc. who work in the OUD and/or multi-sector partnerships space.
- During the Presentation Showcase, we will ask your community stakeholders to provide verbal feedback first.



Share Your Feedback

How can CCI support you in the next few weeks leading up to the Presentation Showcase?

Next Steps

Next Steps



Review the [peer feedback](#) and determine what you will include in your final presentation.



Connect with Trish to discuss the peer feedback you received.



[Invite 2-5 community stakeholders](#) to participate in the August 20th Presentation Showcase. CCI will share the Showcase Invite to forward to your stakeholders.



Send a final copy of your presentation slides to Diana by end of day, August 18th.





Addiction Treatment Starts Here:
Community Partnership

Presentation Showcase


















August 20, 2020 | 12 - 2 PM

[Register Here](#)

Join us as we celebrate the progress of four California coalitions working to address opioid use disorder in their communities. You will be asked to provide feedback on their storytelling and communication.



Key Program Activities and Timing

Program Timeline	June 2019	Sept 2019	Dec 2019	Mar 2020	June 2020	Sept 2020		
Core Program Activities	 Kick-Off Webinar Jun 6	 System Mapping Training* July 1-2	 Local System Mapping Workshop By Sept 30	 CCI Virtual Convening Oct 11	 CCI In-Person Convening Jan 30	 Presentation Feedback Session July 30	 Presentation Showcase Aug 20	 Program Wrap Up Webinar Sept 17
Deliverables *Teams are expected to share lessons learned, tools, templates and participate in evaluation activities (e.g., surveys, phone interviews, assessments, etc)	 Pre-work for Systems Mapping Training	 Individual Capabilities & Coalition Team Baseline Assessment June & July	 Progress Report Nov 30	 Progress Report Mar 30	 Progress Report Sept 15	 Case Study Interview Sept 29		
Remote Support	 Ongoing Coach Support	<hr style="border-top: 1px dashed #f0e68c;"/>						
	 Systems Practice Support Calls Aug-Sept	 Monthly Peer Support Calls Sept 2019 - 2020	<hr style="border-top: 1px dashed #f0e68c;"/>					



One Word Check Out

How are you feeling after today's session?



Thank You!

Diana Nguyen
Senior Program Coordinator
Center for Care Innovations
diana@careinnovations.org

Tammy Wright
Senior Director
Center for Care Innovations
tammy@careinnovations.org