






Resilient Beginnings Collaborative (RBC) Evaluation, Data Collection Overview

The Center for Care Innovations (CCI) has engaged the Center for Community Health and Evaluation (CCHE) to understand the effectiveness and contribution of RBC on intended outcomes. The evaluation is being designed in collaboration with CCI, Genentech Charitable Giving, and RBC teams to gather information about how participating in the collaborative contributes to changes in relationships, environments, and practices in primary care settings.

		Q3 2018	Q4 2018	Q1 2019	Q2 2019	Q3 2019	Q4 2019	Q1 2020	Q2 2020
	Baseline & Follow-Up Assessment: Complete an assessment at two different points to track change in organizational capacity. The assessment will measure capacity for implementing care practices for children and families experiencing trauma.	★							★
	Phone Interviews: Participate in 30-60-minute phone interviews at three points during the program.	★			★				★
	Organizational Data Reporting: Work with CCHE to identify appropriate data measures to report on regularly throughout the program. These measures may include clinical, operational and/or patient satisfaction/engagement data, depending on your work. Progress Reporting: Submit 1-2 page updates on progress, strategies tested, and lessons learned. Organizational data reporting will be integrated into progress reporting.		★		★		★		★
	Web Survey: Complete an annual online survey on the progress related to implementation of care practices for children and families experiencing trauma.				★				★
	Post-Event Surveys: Provide feedback on the quality of the various technical assistance (MTG - meetings, W - webinars, SV - site visits) provided by CCI.	MTG #1 (Q2) W #1	MTG #2 W #2	W #3 SV #1 SV #2	MTG #3 W #4	W #5	MTG #4 W #6	W #7	W #8

RBC strategy-level metrics (DRAFT)

CCHE has identified a set of 10 potential metrics that may be consistently collected from RBC teams as part of their program progress reporting. These metrics were informed by an initial review of RBC teams' proposed core focus areas and the Pediatric Integrated Care Collaborative (PICC) framework. These metrics will be vetted with RBC teams for relevancy to their RBC work, feasibility to collect, and usefulness to their organizations' learning.

Core focus areas	DRAFT metrics to be reported by RBC teams
Develop & foster a trauma and resilience informed environment	<ul style="list-style-type: none"> • # of staff trained on trauma & resilience • # of individuals/families participating in co-design
Assess whole family health & resilience	<ul style="list-style-type: none"> • #/% of individuals screened • # of individuals with a positive screen
Address whole family health & resilience	<ul style="list-style-type: none"> • # of individuals who received interventions onsite (by type of intervention) • # of individuals who receive referrals to specialty or community services (by referral type)
Coordinate services & supports for families	<ul style="list-style-type: none"> • #/% of referrals/interventions that were completed • Wait time (# of days) between referral and initial visit with partner providers to whom the patient was referred
Build relationships with communities to support families	<ul style="list-style-type: none"> • # of existing partnerships • # of new partnerships
Engage families in their own care	TBD

Adapted from the Pediatric Integrated Care Collaborative (PICC), a project of the Center for Mental Health Services in Pediatric Primary Care at Johns Hopkins University Bloomberg School of Public Health (<http://web.jhu.edu/pedmentalhealth/PICC%20TOOLKIT%201.pdf>)