

# Welcome!



California ACEs Learning and Quality Improvement Collaborative  
(CALQIC)

Data Community of Practice

November 19, 2020

This virtual session is being recorded and will be posted to [careinnovations.org/calqic-portal](https://careinnovations.org/calqic-portal)

Everyone is currently muted.

To unmute yourself: Press \*7

To mute yourself: Press \*6

Please use the [chat box](#) to ask questions.

# Renaming Instructions



Later, we will be breaking into small groups, **classified by your organization.**



Please, **rename yourself** to include your organization name. For example: **“Nikki Navarrete (CCI)”**



To do this:

- Click the **Participants** icon.
- Hover over your name & click **Rename.**
- Add **your organization** after your name.
- Click **OK.**



# Data Community of Practice: agenda & goals

2:00 – 2:15 Welcome & introductions

2:15 – 2:25 Summary of Q3 clinical data

2:25 – 2:45 Small group breakouts

2:45 – 2:55 Takeaways and next steps from small groups

2:55 – 3:00 Feedback

Goals for our time together:

1. To share data back with teams to help interpret data
2. To discuss challenges with data reporting
3. To share any strategies teams are using to overcome challenges

# Welcome & introductions



# Getting to know who is on the call

- **Poll 1:** How would you describe your primary role in the CALQIC initiative?
- **Poll 2:** What is your role related to the quarterly data reporting of the CALQIC measures?
- **Poll 3:** How much do you love quantitative/numerical data?
- **Poll 4:** How easy or difficult was it to report clinical data for Quarter 3?



Please respond to each poll that pops up in the Zoom window.

# Summary of Q3 clinical data



# Most teams provided partial data in Q3

	CALQIC measures		
	Providers	Screening	Response
# of clinics that reported data	31 (63%)	17 (35%)	9 (18%)
# of clinics NOT reporting data	18 (37%)	32 (65%)	40 (82%)



Everyone is **new to reporting data** for the CALQIC initiative!



Many teams are still **developing processes** around screening and follow up



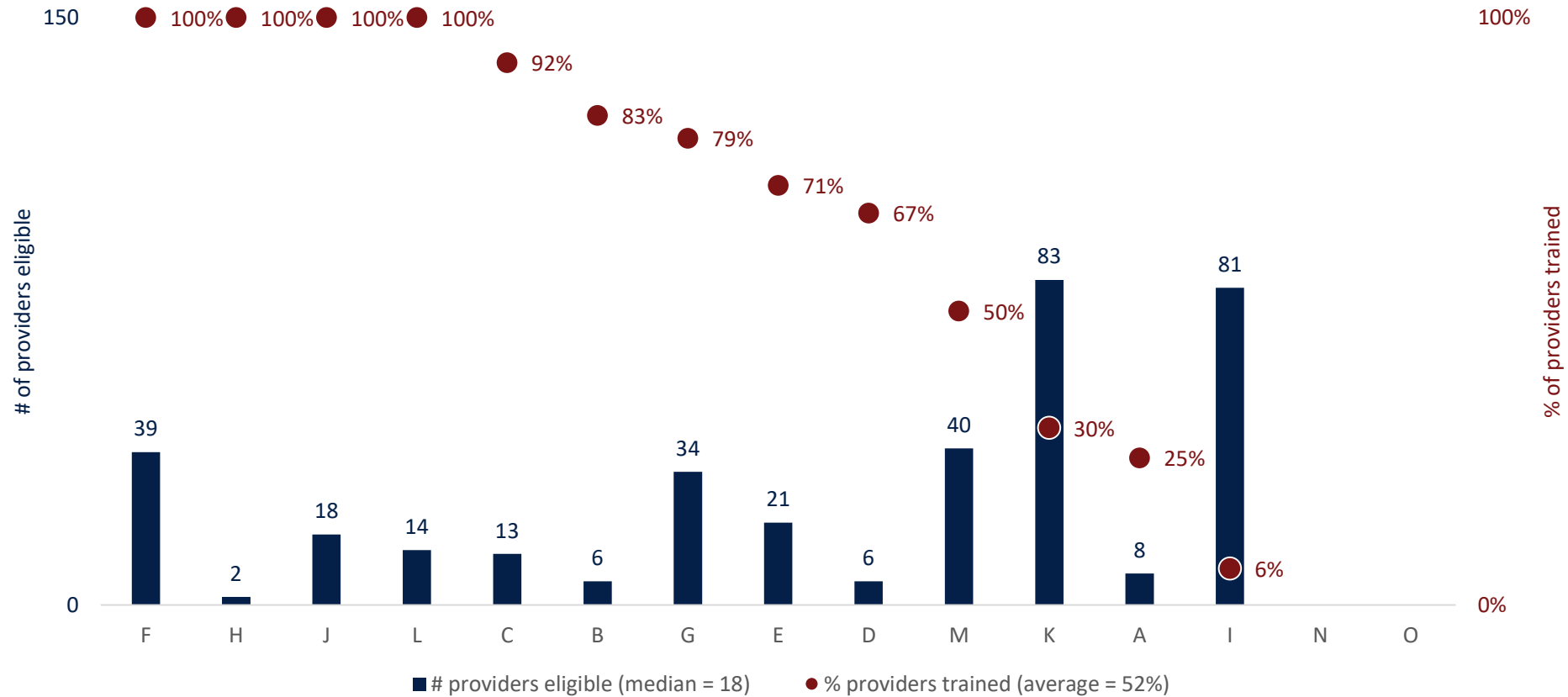
We anticipate that some teams will need to **revise and resubmit data**



**This is a learning process for everyone**, including the CALQIC support team

# Measure 1: % providers trained

# of Medi-Cal PCPs trained divided by # of Medi-Cal PCPs\*

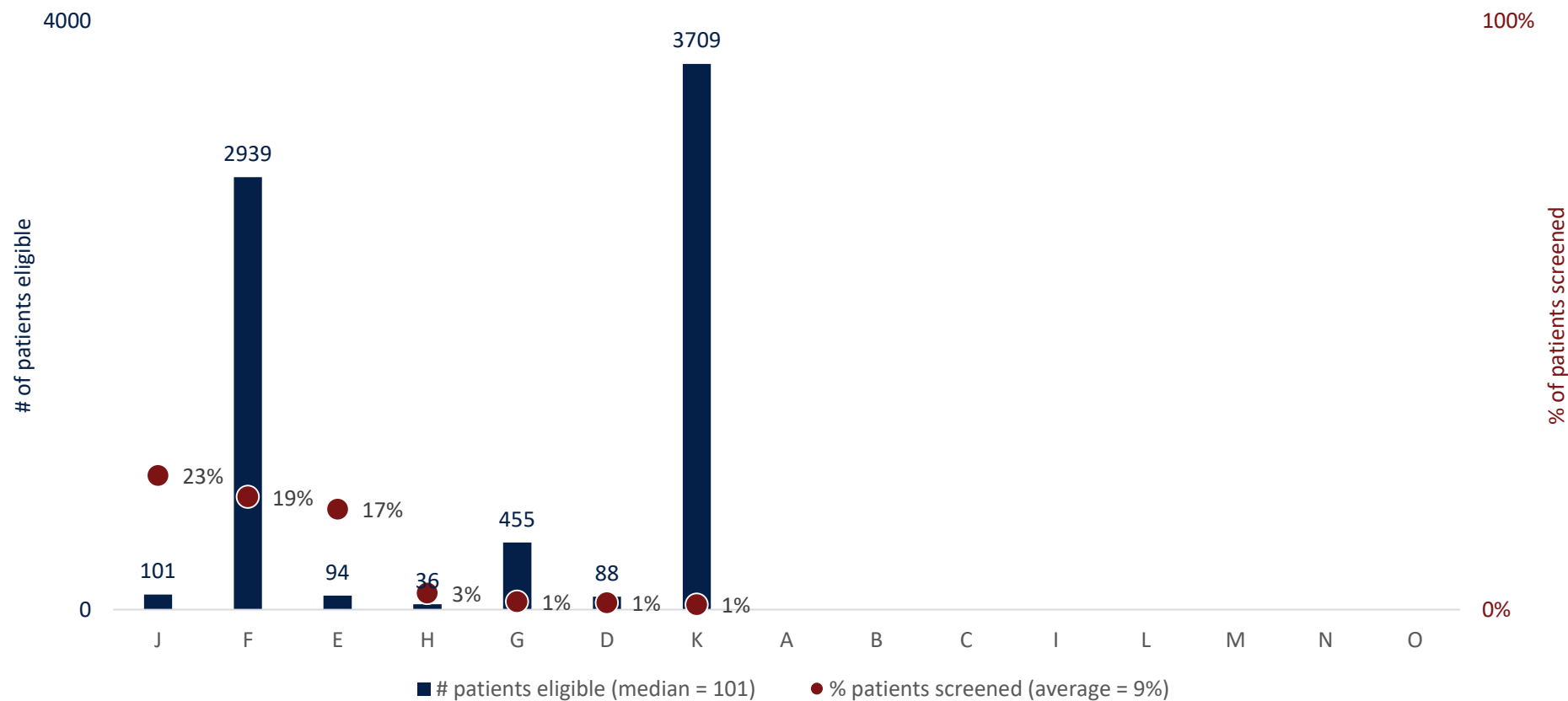


\* Some clinics included more than PCPs



# Measure 2: % patients screened (pediatrics)

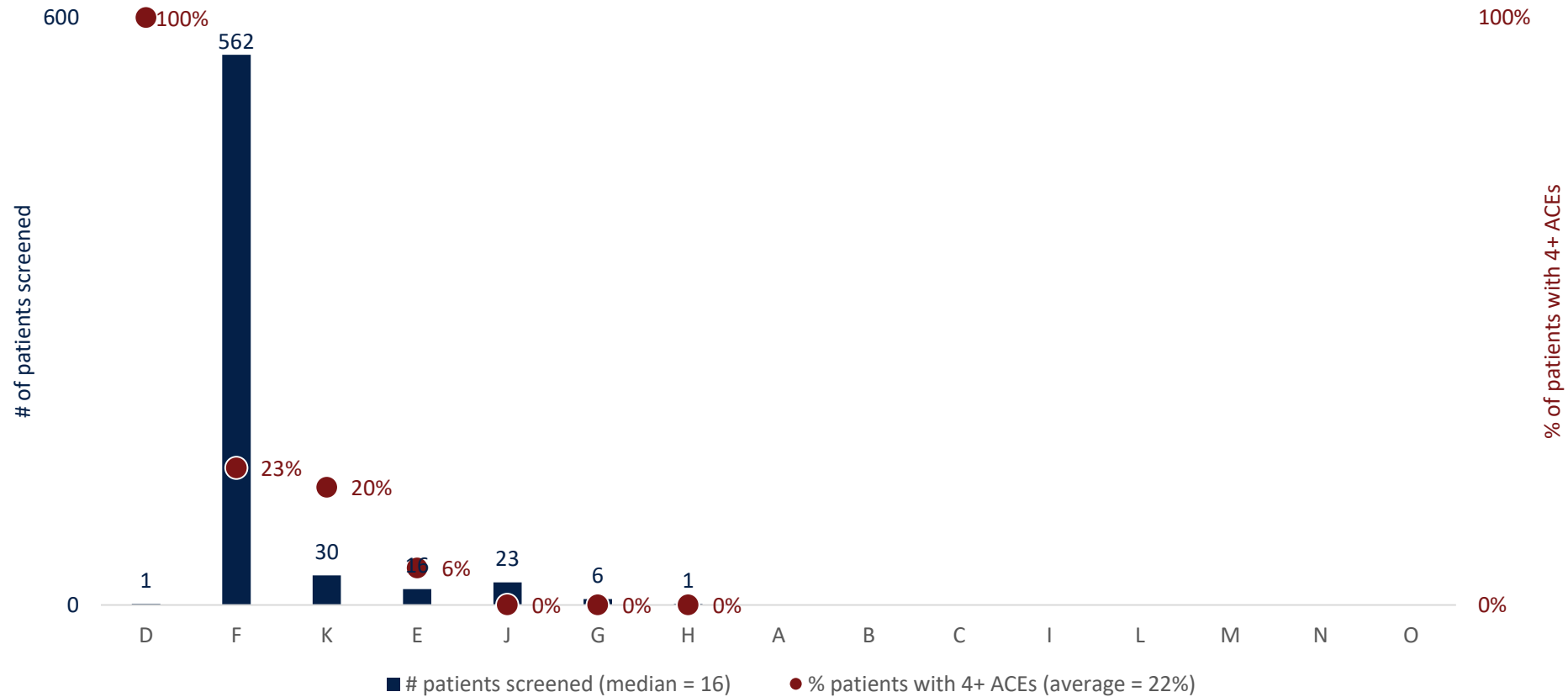
# of patients screened divided by # of eligible patients\*



\* Some clinics did not have systematic screening in place

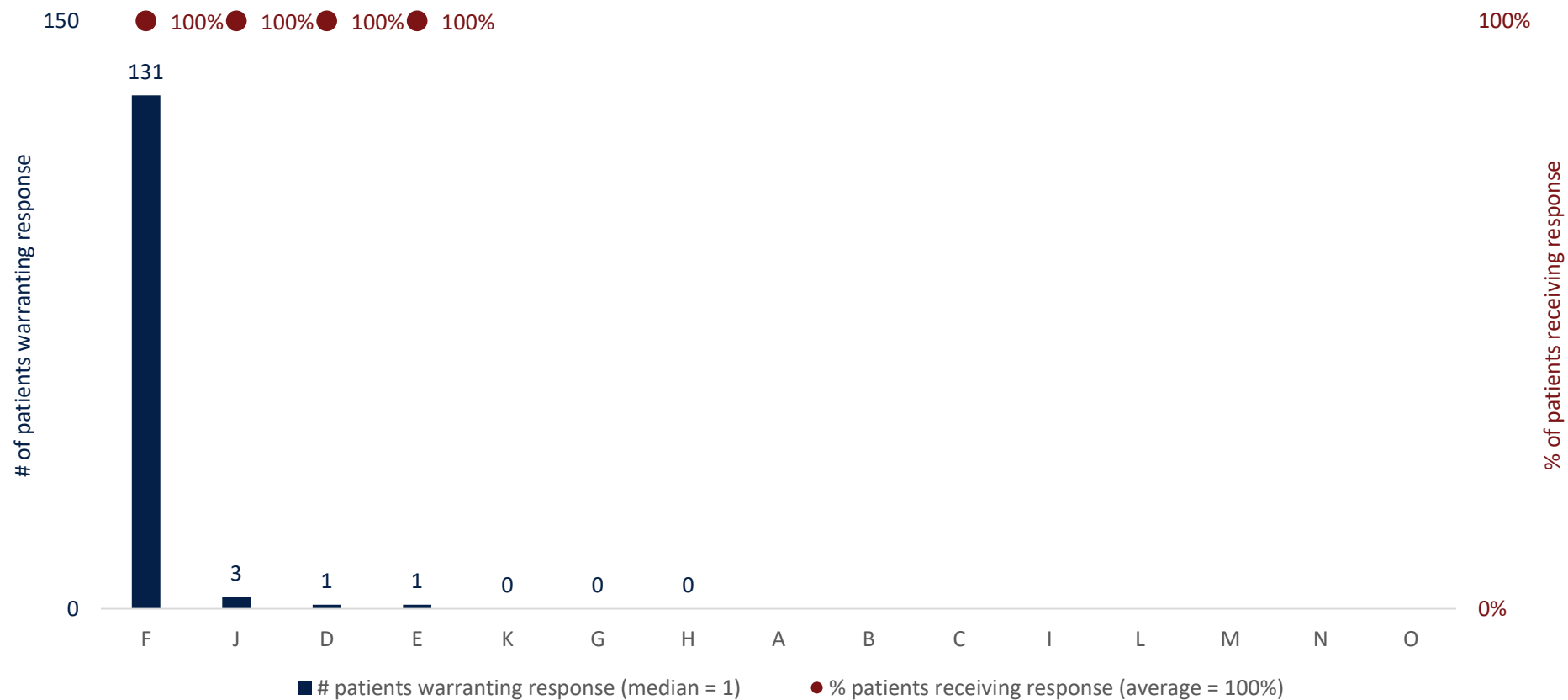
# Measure 3: % patients with 4+ ACEs (pediatrics)

# of patients with 4+ ACEs divided by # of patients screened



# Measure 4: % patients with response (pediatrics)

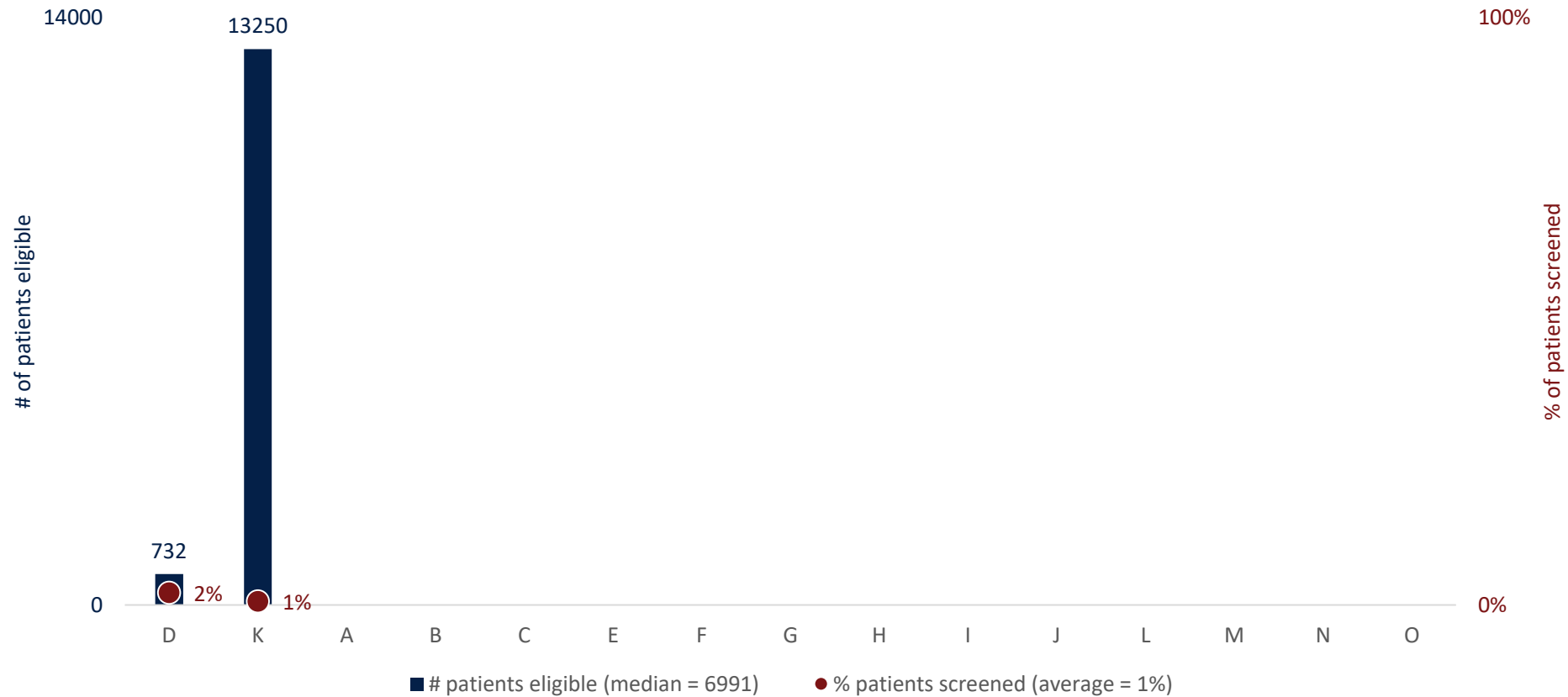
# of patients with a response divided by # of patients warranting response\*



\* Based on clinics' own definitions of scores warranting response

# Measure 2: % patients screened (adults)

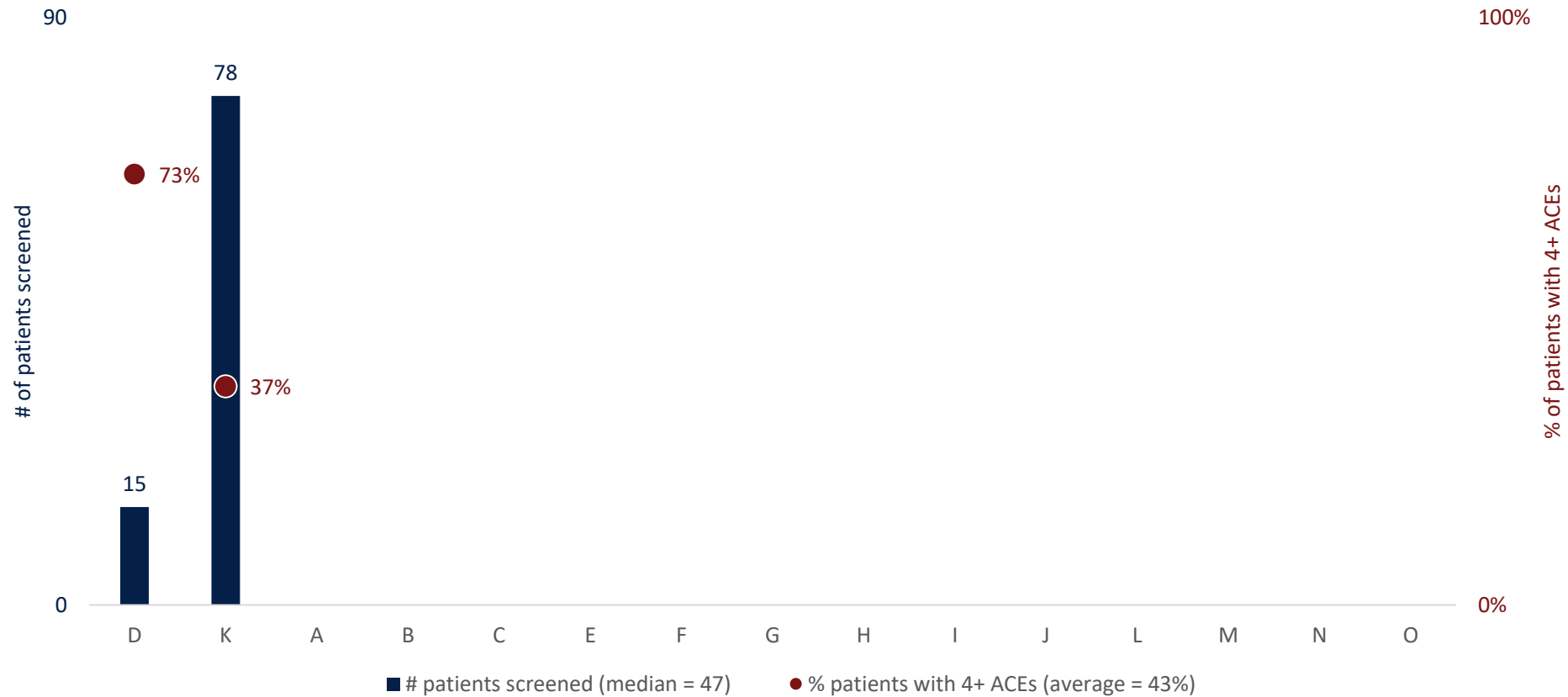
# of patients screened divided by # of eligible patients\*



\* Some clinics did not have systematic screening in place

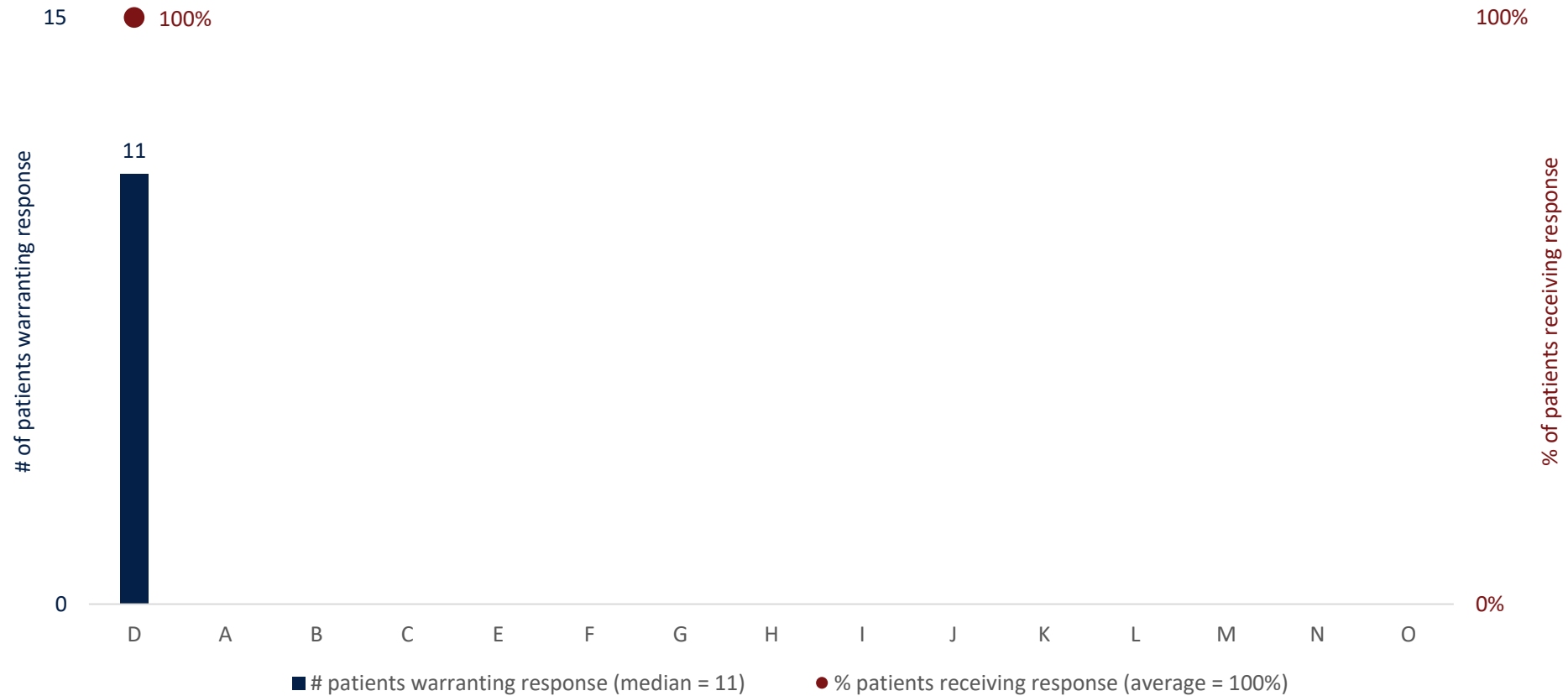
# Measure 3: % patients with 4+ ACEs (adults)

# of patients with 4+ ACEs divided by # of patients screened



# Measure 4: % patients with response (adults)

# of patients with a response divided by # of patients warranting response\*



\* Based on clinics' own definitions of scores warranting response

# Questions these data raise for us

Measure type	Our questions
Provider level data	<b>Types of providers included.</b> Do Q3 data reflect only primary care providers or include other, non-primary care providers?
Screening data	<ul style="list-style-type: none"><li>• <b>Identifying the denominator.</b> Do your Q3 data reflect the number of eligible patients you have seen during July 1 – Sept 30 or the total number of eligible patients you have empaneled?</li><li>• <b>Screening status.</b> Was ACEs screening in place at the start of the reporting period (July 1) or did ACEs screening begin partway through the quarter?</li><li>• <b>Segmentation by race and ethnicity.</b> What are the challenges in reporting these data consistently?</li></ul>
Response/referral data	<ul style="list-style-type: none"><li>• What are processes/workflows for collecting and reporting these data</li><li>• Challenges to capturing the data</li></ul>

# Small group breakouts



# Renaming Instructions



We will be breaking into small groups, **classified by your organization.**



Please, **rename yourself** to include your organization name. For example: **“Nikki Navarrete (CCI)”**



To do this:

- Click the **Participants** icon.
- Hover over your name & click **Rename.**
- Add **your organization** after your name.
- Click **OK.**



# Small group discussion questions

- What challenges have you experienced developing systems to collect and report the CALQIC measures?
- How have others in the group handled that?
- Do others have ideas of how to address challenges noted by peers?



Please switch to Gallery view so you can see all participants in your small group.

# Takeaways from small groups

# Chat box feedback



## Instructions

1. Take 1 minute to type in the chat your answer to the following prompts
2. Do NOT press enter until we tell you...

## Please give us feedback about the meeting & your participation

- I like... (things you liked about the meeting/participating in the CoP)
- I wish... (things you'd like to see as part of future meetings/engagement)
- I wonder... (outstanding questions about what happens next)

# Evaluation Support

The Center for Community Health and Evaluation (CCHE)



**Maggie Jones,**  
Director



**Lisa Schafer,**  
Senior Evaluation &  
Learning Consultant



**Monika Sanchez,**  
Evaluation & Learning  
Associate



**Creagh Miller,**  
Evaluation & Learning  
Associate