

Welcome!

**Amplify Healing Connections
Learning Session
July 6, 2021**

We will be starting at **2:02 pm.**

This webinar is being recorded and will be posted to
[https://community.careinnovations.org/index.php?/forum/
137-announcements/](https://community.careinnovations.org/index.php?/forum/137-announcements/)

Everyone is currently muted.

To unmute yourself: **Press *6**

To mute yourself: **Press *7**

Zoom Housekeeping

Take a moment now to please
Rename yourself with your partnership name



1

Click the participants icon at the bottom of your ZOOM screen



2

On the right-hand side of ZOOM, hover over your name & click "Rename"



3

Add your full name & partnership name



4

Click "Rename" to confirm

Zoom Housekeeping

Are you using the phone for your audio?

Please connect your Zoom video with your phone audio

1

Click on the upside down carrot (^) icon to the right of *Mute/Unmute* button

2

Choose the "Switch to Phone Audio" option

3

In the pop-up box, click the "Phone Call" tab

4

Follow instructions for dialing in

5

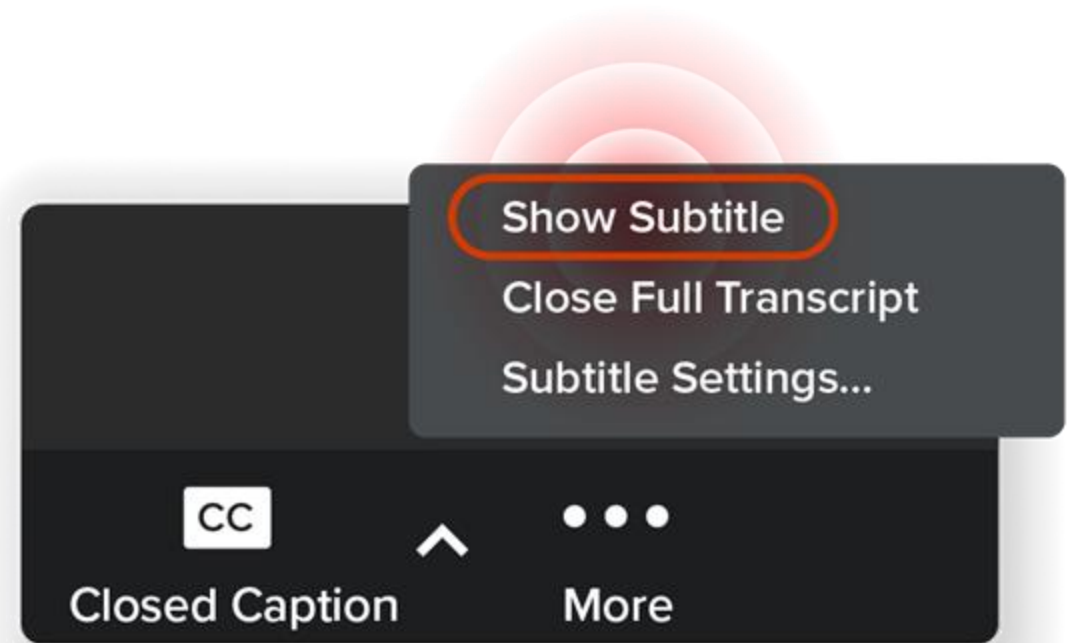
Enter your Meeting ID & Participant ID

(DO NOT SKIP THIS STEP)

Zoom Housekeeping

If you'd like to turn on closed captioning:

Step 1	Click on the upside down carrot (^) icon to the right of <i>Closed Caption</i> button
Step 2	Choose the "Show Subtitle" option





Agenda

- Welcome & Overview
- Community
Engagement Insights
Share Out
- How to Frame Your
Opportunity
- Introduction to Design
Impact
- Next Steps

Amplify Program Community Agreements

Be open and understanding to create a safe and equitable space

Give space for indigenous knowledge

Respect

Assume good intent/calling in vs calling out

Practice cultural humility and intersectional approaches

Listen and be present

Use a growth mindset

Take space, make space

Empower folks to use their voice and share from different backgrounds

Name systems of oppression

Avoid jargon/acronyms and speak slowly

Be Mindful of all understandings

Be open to innovative ideas



Overview

Program Vision

Changing the way our organizations operate



Resourcing each other and our staff more fully



More impactful and sustainable prevention in the community



Program Goal

Strengthen six **multi-sector partnerships** that prevent domestic violence and promote health and well-being for young people and their caregivers.



Community Partnerships: Deepen understanding of internal organization, partners and community to uncover strengths and opportunities for collaboration



Youth & Caregiver Power: Center community members with lived experiences and build their power in designing solutions for themselves



Prevention & Promotion of Protective Factors: Test community solutions that can help prevent and mitigate the harm from domestic violence and ACEs



Sustainability: Build systems for sustaining collaborative relationships and efforts

Program Goal #1&2: Community Partnerships, Youth and Caregiver Power

What is ours?

What does the community need?

How do we fill the gaps?

How we've done this

Completing Partnership Reflection Exercise

Collecting Core Partnership Documents

Community Interviews/Engagement

New ideas!
What is possible?

Program Journey



March – June 2021

July-October 2021

November 2021
-May 2022

June-December
2022



Community Engagement Insights Share Out

Breakout Session (15 min)

1. In your breakout, share:

- **The general focus area you were exploring**
- **The methods of community engagement you used**
- **Your top 2 themes that came out of engagement activities – use your Community Input Integration tool!**

2. You will be brought back to the main room to share any reflections that you heard.

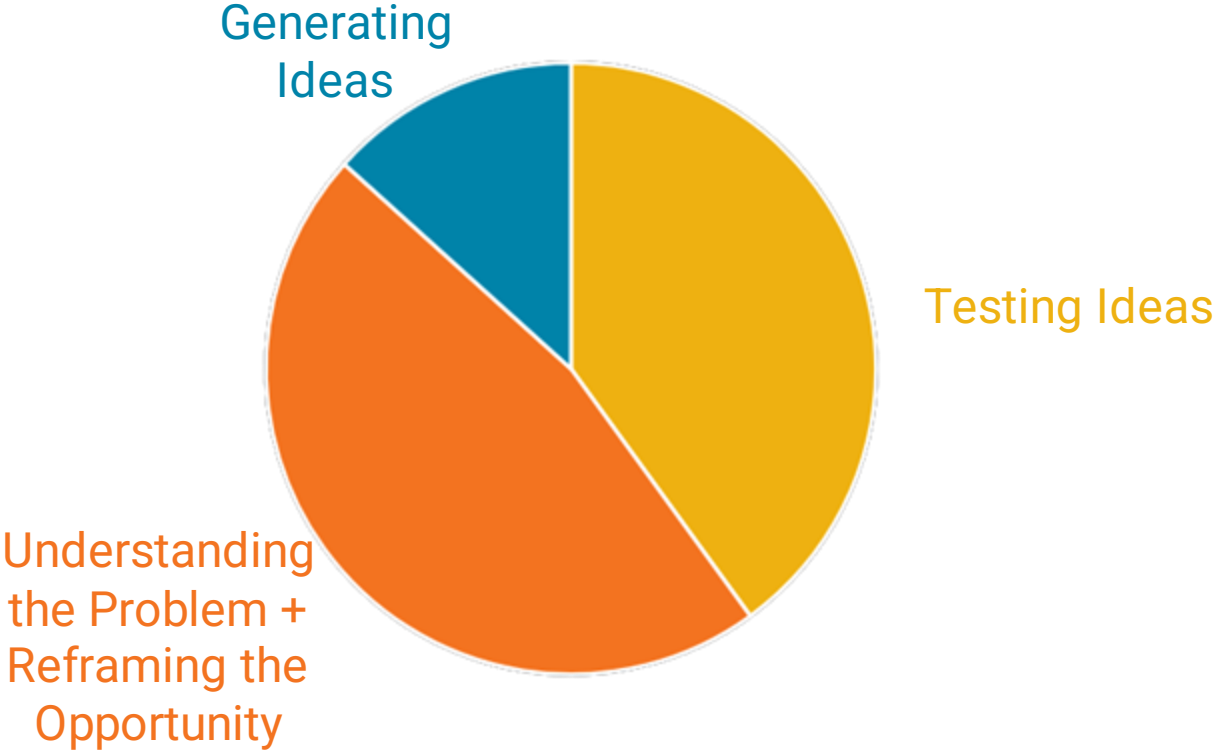
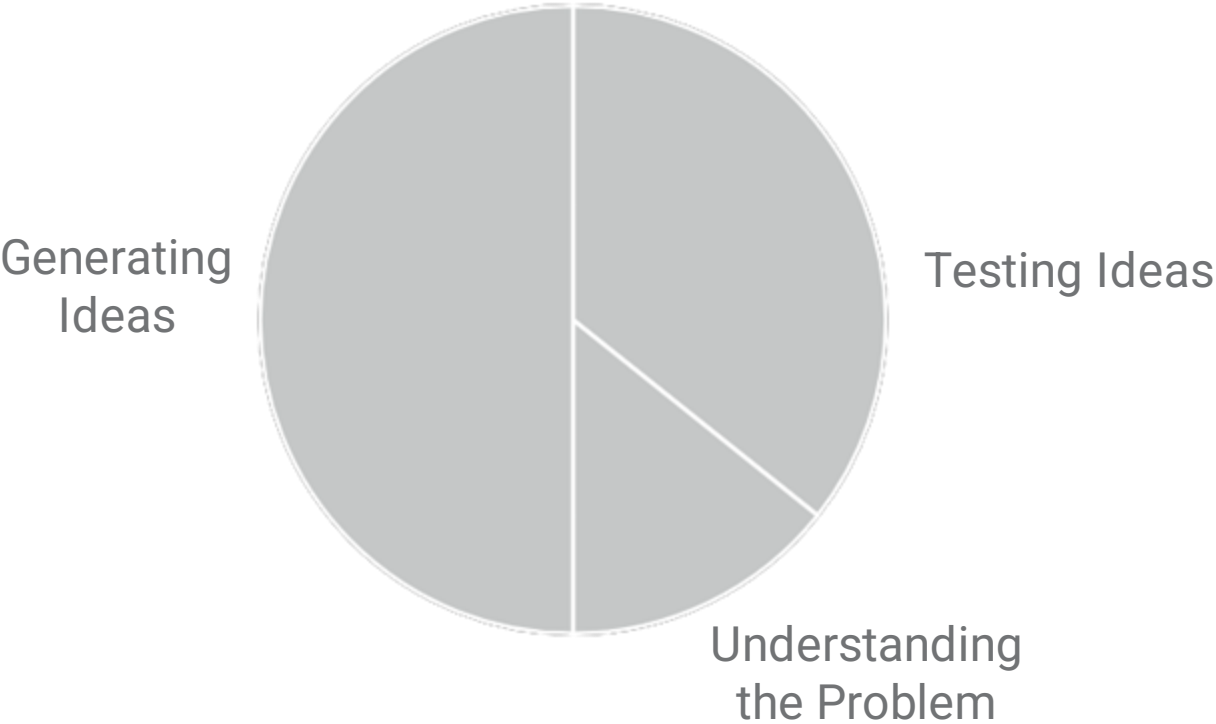
Group Share Out

What did you hear in your discussions?



How to Frame Your Opportunity

In design, we spend more time exploring the problem...



Basic Approach to Co-Design

- 1 Understand the Problem
- 2 Generate Ideas
- 3 Test Ideas
- 4 Adapting those Ideas

Basic Approach to Co-Design

- 1** Understand the Problem
- 2 Generate Ideas
- 3 Test Ideas
- 4 Adapting those Ideas



Basic Approach to Co-Design

- 1** Understand the Problem
- 2 Generate Ideas
- 3 Test Ideas
- 4 Adapting those Ideas



What you just did



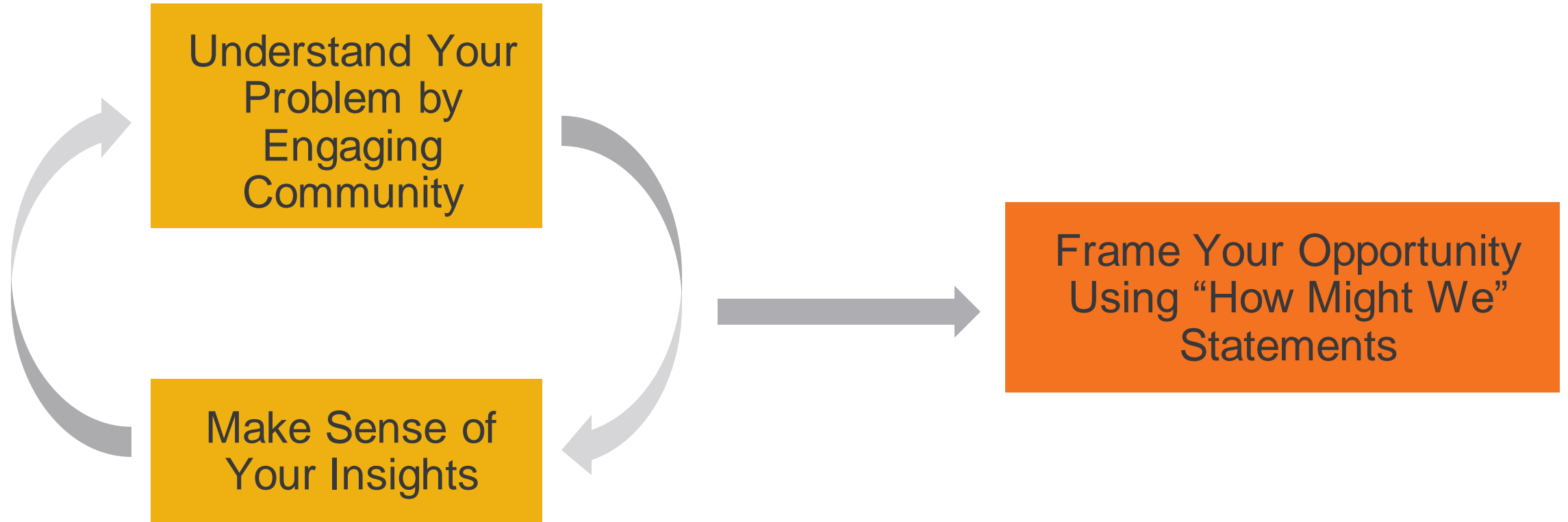
Which produced...



	INSERT THEME #1	INSERT THEME #2	INSERT THEME #3
What are our <u>assumptions</u> before gathering input from youth / caregivers / staff / partners?	•	•	•
What did we <u>learn</u> after gaining input from our stakeholders? What felt new?	•	•	•
What did the input <u>reinforce</u> that we already knew?	•	•	•
What <u>questions</u> do we still have?	•	•	•

Your insights were added into the **Community Input Integration Tool**.

Preview into What's Next...



Framing Your Opportunity

What is it?

- A structured way to describe what you learned and what needs to be addressed in a solution
- Provides focus for your own team and your stakeholders or community members

Framing Your Opportunity

What is it?

- A structured way to describe what you learned and what needs to be addressed in a solution
- Useful for your own team and your stakeholders/community members

What does it entail?

- Identify the people you are designing with
- Narrow into the experience you are designing
- Consider key themes and insights from your community engagement

Framing Method: How Might We Statements

- Helps you focus
- Increases the number of ideas
- Prevents you from slipping back to old ideas and assumptions

Creating a “How Might We”

1. Start with a question “how might we...”
2. Add an action and focus
“communicate the benefits of our services...”
3. For a person “to families in the community...”
4. To achieve an intended outcome
“to attract a higher number of inquiries?”

Creating a “How Might We”

1. Start with a question “how might we...”
2. Add an action and focus
“communicate the benefits of our services...”
3. For a person “to families in the community...”
4. To achieve an intended outcome
“to attract a higher number of inquiries?”

How might we communicate the benefits of our services to families in the community to attract a higher number of inquiries?

More “How Might We” Examples

How might we develop accessible opportunities for caregivers to shape the services we provide?

How might we collaborate with the local high school district to increase youth involvement in domestic violence campaigns?

Support from Design Impact



Dominique Brown



Daniela Vollmer

- Provide thought-partnership & resources on using design methods to advance work including:
 - Engaging your community in an equity-centered, participatory way
 - Synthesizing learnings and insights from community engagement
- Daniella is available for one hour/team monthly between August through December 2021. You can schedule via [Calendly](#).

What's Next in Phase 2



August 2021

September 2021

October 2021

November 2021

December 2021

Learning Sessions

(Core Team Members)



Evaluation Co-Design Session

September 7
2:00-3:00 PM



Virtual Convening #2

November 2 & 16
12:00-2:00 PM

Bi-Monthly Peer Circles

(2-4 representatives per team)



Peer Circle
August 3
2:00-3:00 PM



Peer Circle
October 5
2:00-3:00 PM



Key Reminders

Please take 2 minutes to complete
the evaluation survey linked in the chat box!

Next Steps

1. **By July 12:** [Select your preferred date](#) for a 1-hour conversation about the program with Roza
2. **By July 27:**
 1. [Schedule a call](#) with Daniela from Design Impact.
 2. [Register](#) for the August 3rd Peer Circle.
 3. Journal Entry: Imagine 5 years down the road, this program and your partnership have met, if not exceeded, all of your expectations. What does that partnership and its impact on community look like?

Save the Date!

August Peer Circle

August 3, 2021
2:00 - 3:00 pm

Bring your insights from your community engagement efforts and we will help you begin to frame your opportunity. [Register](#) by July 27, 2021.

Community Engagement Insights & Evaluation Session

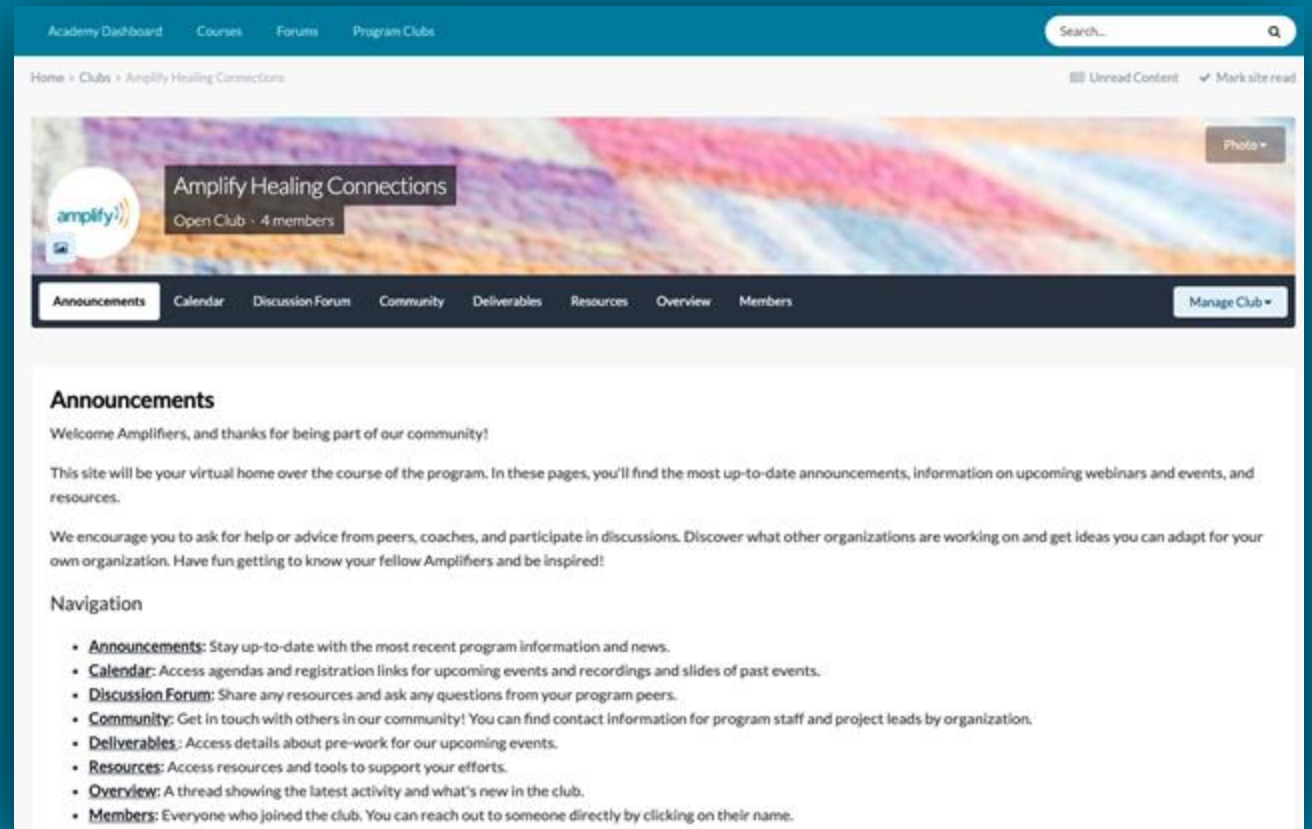
September 7, 2021
2:00 - 3:00 pm

Participate in a co-design session where you will help shape metrics collected in this program. [Register](#) here.

Amplify Healing Connections Club

Join the Club on CCI Academy!

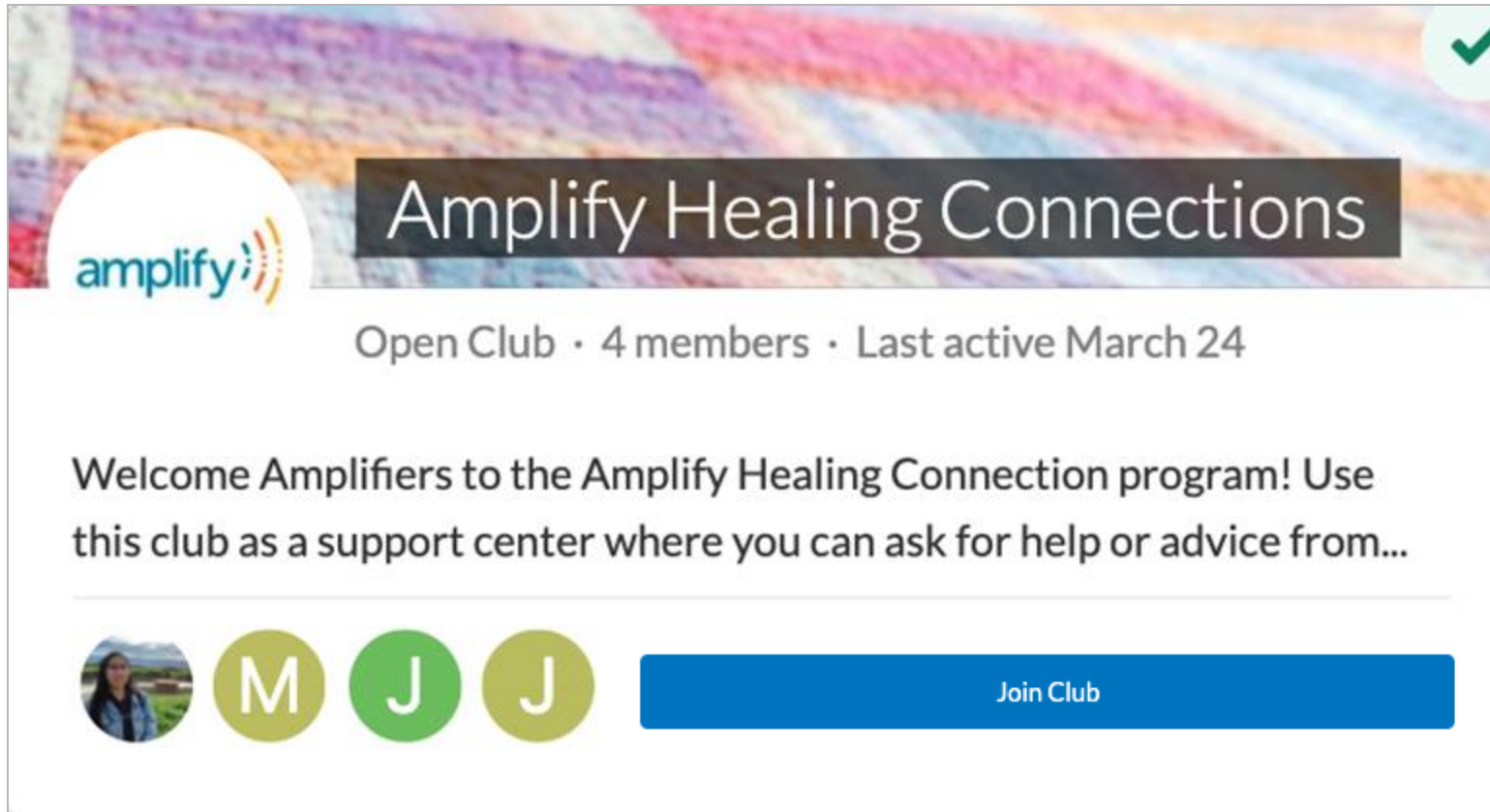
- Find the most up-to-date announcements, information on upcoming webinars and events, and resources
- Ask for help or advice from peers and participate in discussions
- Generate ideas by learning what others are doing



The screenshot shows the user interface of the Amplify Healing Connections Club on the CCI Academy platform. At the top, there is a navigation bar with links for 'Academy Dashboard', 'Courses', 'Forums', and 'Program Clubs', along with a search bar. Below this, the breadcrumb trail reads 'Home > Clubs > Amplify Healing Connections'. The main header features a colorful abstract image with the club's name 'Amplify Healing Connections' and a badge indicating 'Open Club - 4 members'. A secondary navigation bar includes tabs for 'Announcements', 'Calendar', 'Discussion Forum', 'Community', 'Deliverables', 'Resources', 'Overview', and 'Members', with a 'Manage Club' button on the right. The 'Announcements' section is active, displaying a welcome message: 'Welcome Amplifiers, and thanks for being part of our community!'. It explains that the site is a virtual home for program information, including announcements, webinars, and resources. It encourages members to ask for help, participate in discussions, and learn from others. A 'Navigation' section follows, listing key features: 'Announcements' (program info), 'Calendar' (event agendas), 'Discussion Forum' (peer questions), 'Community' (staff contact), 'Deliverables' (pre-work details), 'Resources' (support tools), 'Overview' (latest activity), and 'Members' (club members).

Amplify Healing Connections

How to join the club










amplify

Amplify Healing Connections

Open Club · 4 members · Last active March 24

Welcome Amplifiers to the Amplify Healing Connection program! Use this club as a support center where you can ask for help or advice from...

    [Join Club](#)

-  In a follow-up email, you'll receive the link with quick instructions to log in to your account.
-  Joining the Amplify Healing Connections Club will ensure that you'll have access to all resources, links and more!
-  Remember to click the [Join Club](#) button!

Thank you!

For questions contact:

Diana Nguyen

Program Manager

diana@careinnovations.org

Jackie Nuila

Program Manager

jacqueline@careinnovations.org

Nhi Tran

Program Coordinator

nhi@careinnovations.org